



Secretaría  
de Educación

PRONI  
PROGRAMA NACIONAL  
DE INGLÉS

COORDINACIÓN DE INGLÉS

**SEGUNDO** GRADO  
EDUCACIÓN **PRIMARIA**



El “Cuadernillo de Actividades de Segundo Grado de Educación Primaria”, fue elaborado por personal académico del PRONI en Tamaulipas.

**Investigación de contenido y diseño de actividades**

Rebeca Lizeth Martínez Leal  
Manuel Hiram Granados Blanco  
Doraly Kristel González Gaytán  
Karve Alejandra Martínez García  
Gloria Huerta Domínguez  
Flor Cecilia Núñez Díaz

**Revisión y traducción**

Lorenia Valles Canales

**Apoyo**

Julia Adriana Sotelo Chapa  
Laura Lizeth Puente Hinojosa

**Diseño de imagen institucional**

Sandra Isabel Moncada Ramírez

D.R. Secretaría de Educación de Tamaulipas  
Calzada General Luis Caballero S/N  
C.P. 87078  
Fracc. Las Flores  
Ciudad Victoria, Tamaulipas.

# ÍNDICE

## PRESENTACIÓN

Inglés ..... 4

Español ..... 5

**AUGUST** ..... 6

**Activity 1:** Classroom Objects and School Supplies ..... 7

**Activity 2:** Classroom ..... 8

**Activity 3:** Feelings ..... 9

**Activity 4:** Pets and Wild Animals ..... 10

**Activity 5:** Sizes ..... 11

**Activity 6:** Greetings and Farewells ..... 12

**Activity 7:** A Day! Greetings and Farewells ..... 12

**Activity 8:** A Day! Greetings and Farewells ..... 13

**Activity 9:** Personal Information ..... 13

**SEPTEMBER** ..... 14

**Activity 10:** Greetings and Farewells ..... 15

**Activity 11:** Identifying Words ..... 16

**Activity 12:** Conversations ..... 17

**Activity 13a:** Greetings and Farewells ..... 18

**Activity 13b:** Conversations ..... 19

**Activity 14:** Greetings ..... 20

**Activity 15:** Farewells ..... 21

**Activity 16:** Let's Play a Memory Game ..... 22

**Activity 17:** Courtesy Expressions ..... 23

**Activity 18:** Courtesy Expressions ..... 24

**Activity 19:** Magic Words ..... 25

**Activity 20:** Classroom Expressions ..... 26

**Activity 21:** Unscramble the Questions ..... 26

**Activity 22:** Expressions ..... 27

**Activity 23:** Asking for Things ..... 28

**Activity 24:** Classroom Rules ..... 29

**Activity 25:** Stay Safe Rules ..... 30

**Activity 26:** Roll It and Say It ..... 31

**Activity 27:** Project ..... 32

## REFERENCIAS

**Bibliográficas** ..... 33

**Iconográficas** ..... 33

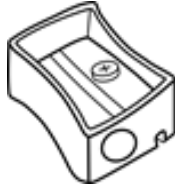
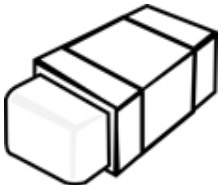










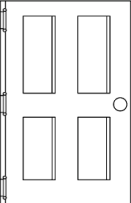
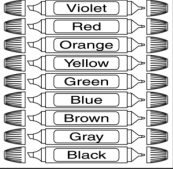
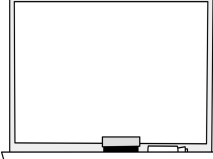
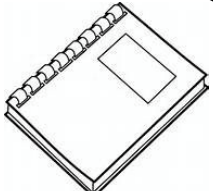


# AUGUST

# Activity 1

## Classroom objects and school supplies


Look, circle the correct option and color.



			
Colors Sharpener	Eraser Book	Notebook Clock	Glue Scissors
			
Backpack Chair	Pencil Desk	Ruler Pencil	Book Door
			
Window Chair	Glue Clock	Eraser Window	Calculator Trash can
			
Door Ruler	Markers Pen	Desk Board	Notebook Pencil

## Activity 2

# Classroom

Read, color and answer.

1. There are \_\_\_\_\_ books.
2. There is \_\_\_\_\_ notebook.
3. There are \_\_\_\_\_ chairs.
4. There are \_\_\_\_\_ girls.
5. There is \_\_\_\_\_ window.
6. What time is it?  \_\_\_\_\_
7. How many scissors are there? \_\_\_\_\_
8. How many backpacks are there? \_\_\_\_\_
9. What day is it? \_\_\_\_\_



## Activity 3

### Feelings



Look, read and complete the sentences.



**happy**

She is \_\_\_\_\_.



**angry**

She is \_\_\_\_\_.



**sad**

He is \_\_\_\_\_.



**surprised**

He is \_\_\_\_\_.



**excited**

They are \_\_\_\_\_.



**hurt**

He is \_\_\_\_\_.



**sick**

They are \_\_\_\_\_.



**curious**

She is \_\_\_\_\_.



## Activity 4

# Pets and Wild Animals

Look, read and classify.

Pets	Wild Animals



Lion



Fish



Tiger



Zebra



Dog



Cat



Giraffe



Rabbit



Elephant




Parrot



## Activity 5

### Sizes

Look, read and complete.



- 1.- The Elephant is \_\_\_\_\_.
- 2.- The Zebra is \_\_\_\_\_.
- 3.- The Rabbit is \_\_\_\_\_.
- 4.- The Baby Parrot is \_\_\_\_\_.

What is your **favorite animal**? Draw it or paste a picture of it.



## Activity 6

### Greetings and Farewells.

Look and match.

1. Hi!  
Hello



2. Bye!  
Good Bye!




## Activity 7

### A Day! Greetings and Farewells.

Look and read.



Good Morning!



Good Afternoon!



Good Night!

## Activity 8

### A Day! Greetings and Farewells

Look, read and match.

1. Good Morning!



2. Good Afternoon!



3. Good Night!



## Activity 9

### Personal Information

Read and write.



#### My ID Card

Name: My name is: \_\_\_\_\_

Age: I am \_\_\_\_\_

Boy/Girl: I am a \_\_\_\_\_

Color: I like \_\_\_\_\_

Food: \_\_\_\_\_




# SEPTEMBER

## Activity 10

# Greetings and Farewells

Read the conversation. Circle with red the kids that are greeting and with green the kids that are saying goodbye.

Hello!  
Good morning!  
I'm Rosa  
How are you?



Hi!  
I'm José.  
I'm fine,  
thank you.  
And you?

Goodbye  
Emma!  
See you  
tomorrow  
.



Bye  
Marco!  
See you.

# Activity 11

## Identifying Words

Circle the words you identify.

good morning hello how are you good bye see you

Unscramble the words.

Pon en orden las letras para formar palabras.



m o d o g r i g o n n

— — — — — — — — — —

w a r o h e y u o

— — — — — — — ?

b o d y g o e

— — — — — — —

y e o u e s

— — — — — — —







o e l h l

— — — — —

## Activity 12

### Conversations

Draw a line to match the conversations.





## Activity 13a

# Greetings and Farewells

Write the words on the corresponding column.

Good morning!

Hi!

See you

Goodbye

Hello!

See you tomorrow

Bye

How are you?



**GREETINGS**

**FAREWELLS**

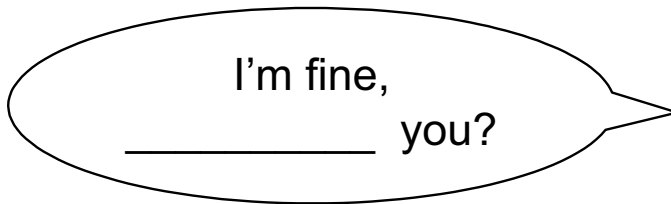
## Activity 13b

### Conversations

Complete the conversation with the missing words.



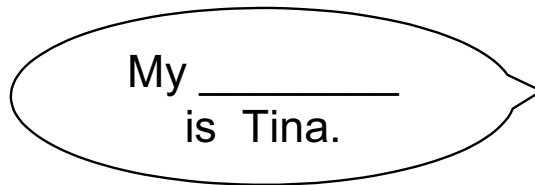
Hello! \_\_\_\_\_ are  
you?



I'm fine,  
\_\_\_\_\_ you?



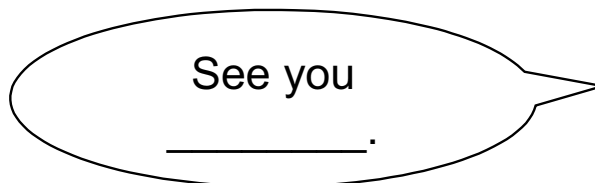
What's \_\_\_\_\_  
name?



My \_\_\_\_\_  
is Tina.



Goodbye.  
\_\_\_\_\_ you.



See you  
\_\_\_\_\_.

## Activity 14

### Greetings

Complete the conversation. Choose the correct answer.



**Francisco:** Hello.

**Paola :** \_\_\_\_\_ (Hi / Bye).


**Francisco:** Good morning.

**Paola :** \_\_\_\_\_ (Goodbye / Good morning).

**Francisco:** How are you?.

**Paola :** \_\_\_\_\_ ( Fine and you? / Hello ).

**Francisco :** \_\_\_\_\_ (Hello / Fine, thank you).



# Activity 15

## Farewells

Underline the correct responses.



### 1. Goodbye.

- a) Good morning
- b) Bye
- c) Fine thank you

### 2. Have a good night.

- a) Thank you. Good night
- b) Hello
- c) Hi

### 3. See you tomorrow.

- a) Hi
- b) Good morning
- c) See you tomorrow



## Activity 16

### Let's play memory game

Cut and play. You can use pictures or drawings instead of the pictures you have below.



# Activity 17

## Courtesy Expressions

Write the missing letters. You can use the words in the chart.



\_\_\_elco\_\_\_



\_\_\_ice \_\_\_ \_ee\_\_\_ou!



\_\_\_han\_ y\_\_\_



\_\_\_y \_\_\_ome in?



\_\_\_ \_y \_\_\_e \_\_\_u \_\_\_a\_\_\_




Thank you	Welcome	See you later
May I come in?	Sorry	Nice to meet you

# Activity 18


## Courtesy Expressions

Draw the next courtesy expressions.


1. - Welcome



2. - Nice to meet you



3. -Thank you



4.-See you later

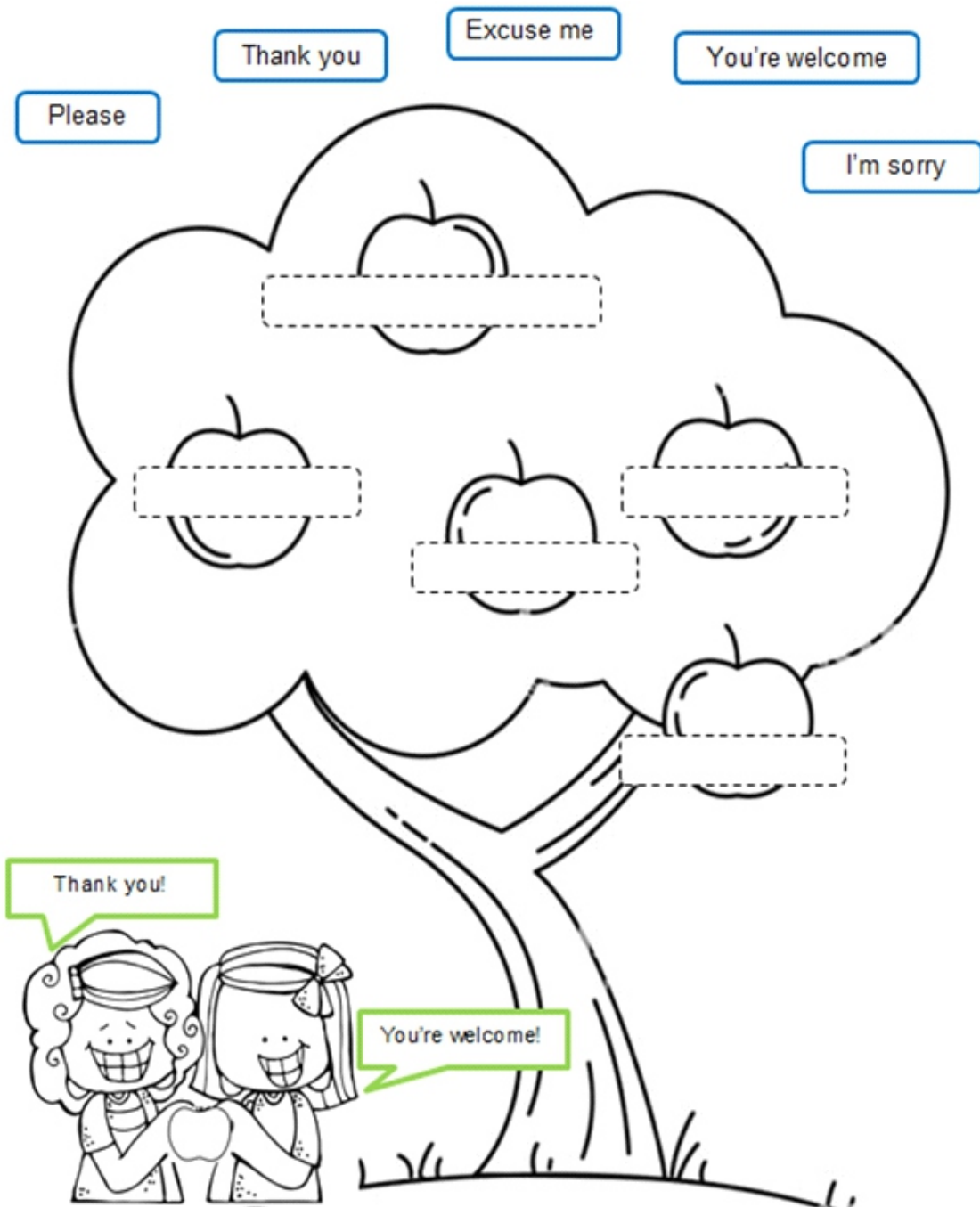




# Activity 19

## Magic Words

Read and write in each apple a magic word.



## Activity 20

### Classroom expressions

Look and write the proper expression.

May I come in,  
please?

May I drink water,  
please?

May I go to the  
bathroom, please?



## Activity 21



You can practice the Classroom Expressions  
with a friend or parent.

a) Can / repeat, / please? / you \_\_\_\_\_

b) participate? / I / Can \_\_\_\_\_

c) you / Can / help / please? / me, \_\_\_\_\_

# Activity 22

## Expressions

Read and color following the instructions.

• Greetings



• Asking for things



• Magic words



• Asking for permission



Thank you!

See you later!!

Can I participate?

May I drink water,  
please?

Excuse me.

Can I use your  
**scissors**, please?

Good afternoon!


I'm sorry.

Good morning!

May I come in,  
please?

You're welcome.


Can I borrow an  
**eraser**, please?



## Activity 23

### Asking for things

Read, look at the pictures and answer the questions.



1.A: Can I borrow your \_\_\_\_\_, please?

B: Yes, of course.




2.A: Can I borrow your \_\_\_\_\_, please?

B: Yes, of course.



3.A: Can I borrow your \_\_\_\_\_, please?


B: Yes, of course.




4.A: Can I borrow your \_\_\_\_\_, please?

B: Yes, of course.

Draw and write your own questions following the previous examples.



5.A: \_\_\_\_\_  
B: \_\_\_\_\_



6.A: \_\_\_\_\_  
B: \_\_\_\_\_

# Activity 24

## Classroom Rules

Read, look at the pictures and rewrite the classroom rules



Listen to the teacher.

---

---



Raise your hand to participate.


---

---



Play safe.

---



Pay attention.

---



Keep your space clean.

---

---



Respect your  
classmates' material.

---

---

# Activity 25

## Stay Safe Rules

Read, look at the pictures and color the recommendations for social distancing.



Let's practice everyday preventive actions to stay safe and healthy.

Wear a mask.



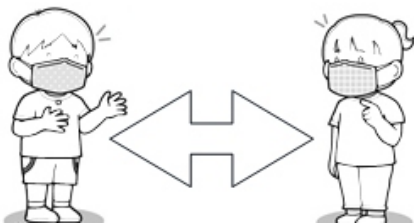
Practice safe greetings



Wash your hands.



Keep a safe distance.




Cover your face when you sneeze.



Use your own supplies.



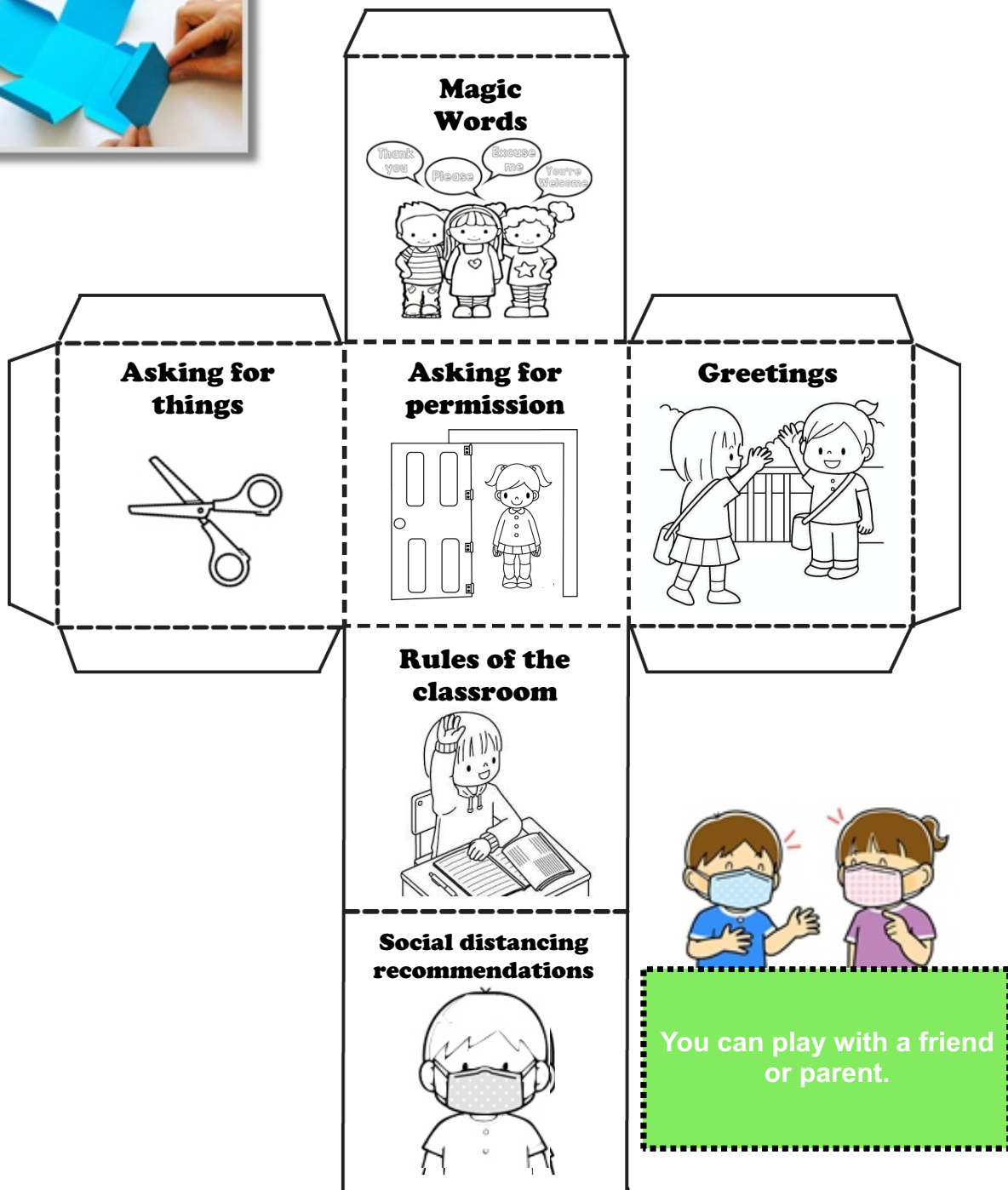
Stay in your own personal space.



## Activity 26

### Roll It and Say It

Make the dice and color it. Roll it and say an example of the pointed expression.

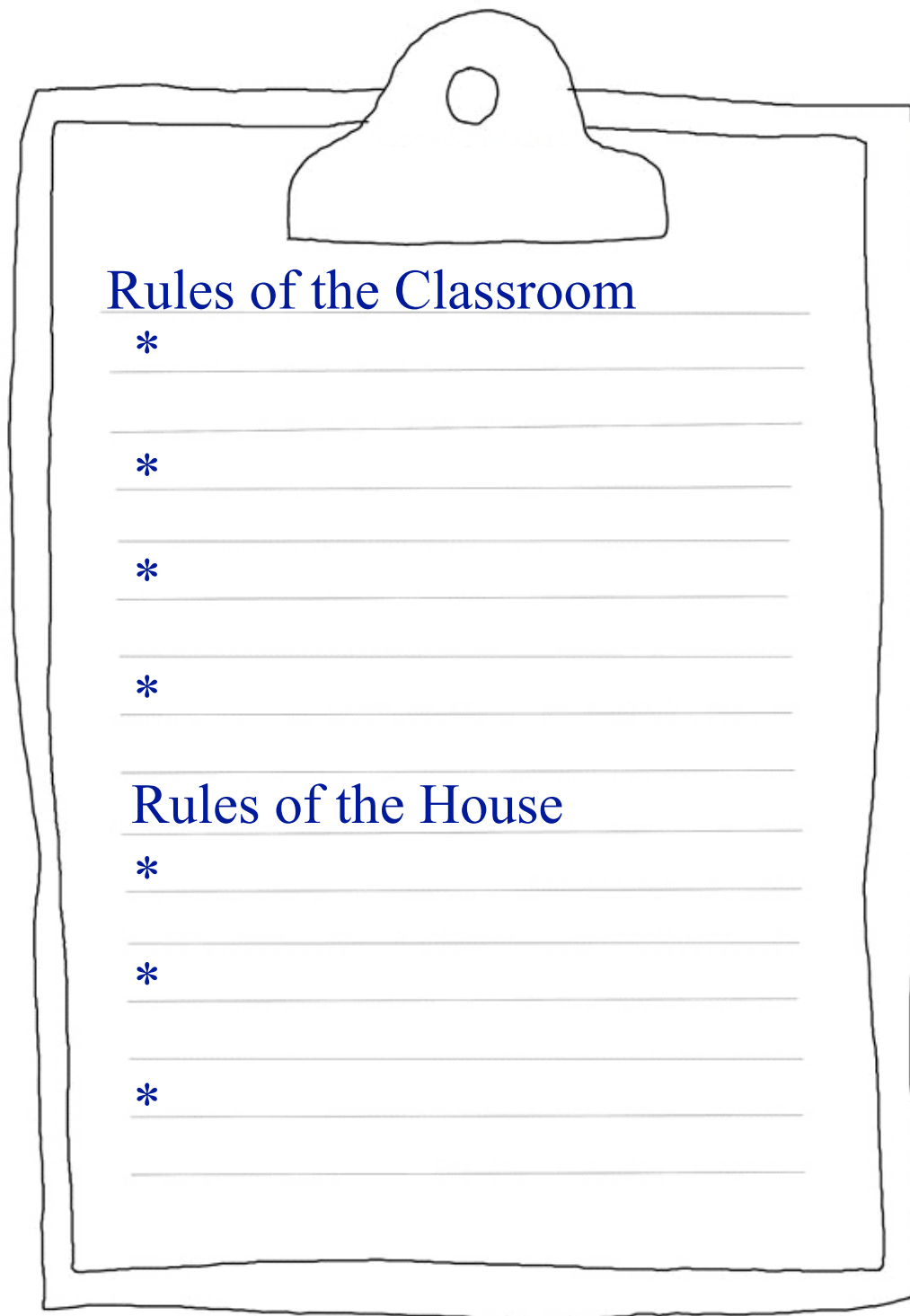




## Activity 27

### Project

Make a list of rules you follow in the classroom and in your house.



Rules of the Classroom

- \*
- \*
- \*
- \*

Rules of the House

- \*
- \*
- \*