



Secretaría  
de Educación

**PRONI**  
PROGRAMA NACIONAL  
DE INGLÉS

**COORDINACIÓN DE INGLÉS**

**TERCER GRADO**  
EDUCACIÓN PRIMARIA



El “Cuadernillo de Actividades de Tercer Grado de Educación Primaria” fue elaborado por personal académico del PRONI en Tamaulipas.

**Investigación de contenido y diseño de actividades**

Abraham Aramis Alejandro Tenorio

Aldo Damián Carranza Duran

Jose Luis Ayar Munguía

Marco Abel Bazan Morales

Maria Del Rocío Vilata Rodríguez

**Revisión y traducción**

Lorenia Valles Canales

**Apoyo**

Julia Adriana Sotelo Chapa

Laura Lizeth Puente Hinojosa

**Diseño de imagen institucional**

Sandra Isabel Moncada Ramírez

D.R. Secretaría de Educación de Tamaulipas

Calzada General Luis Caballero S/N

C.P. 87078

Fracc. Las Flores

Ciudad Victoria, Tamaulipas.

# ÍNDICE

## PRESENTACIÓN

Inglés .....	4
Español .....	5
<b>AUGUST</b> .....	6
<b>Activity 1:</b> What is the weather like? .....	7
<b>Activity 2:</b> What is the weather like today? .....	8
<b>Activity 3:</b> How's the weather in Tamaulipas? .....	9
<b>Activity 4:</b> Find the Weather .....	10
<b>Activity 5:</b> Yes, it is or No, it isn't .....	11
<b>Activity 6:</b> My weather forecast. ....	12
<b>Activity 7:</b> What did I learn? .....	13
<b>SEPTEMBER</b> .....	14
<b>Activity 8:</b> My day .....	15
<b>Activity 9:</b> Everyday Activities .....	16
<b>Activity 10:</b> How often do you ...? .....	17
<b>Activity 11:</b> What about you? .....	18
<b>Activity 12:</b> What did I learn? .....	19
<b>Activity 13:</b> Tools and Materials .....	20
<b>Activity 14:</b> What is that? .....	21
<b>Activity 15:</b> The Ordinal Numbers .....	22
<b>Activity 16:</b> Following Instructions .....	23
<b>Activity 17:</b> Making My Own Flag .....	24
<b>Activity 18:</b> What did I learn? .....	25
<b>Activity 19:</b> Mexican Party .....	26
<b>Activity 20:</b> September, The National Month .....	27
<b>Activity 21:</b> Mexican Independence Day .....	28
<b>Activity 22:</b> What Do You Celebrate On...? .....	29
<b>Activity 23:</b> My Mexican Independence Day Celebration .....	30
<b>Activity 24:</b> What did I learn? .....	31
<b>Activity 25:</b> Identifying Characters in a Story .....	32
<b>Activity 26:</b> Vocabulary .....	33
<b>Activity 27:</b> Who is it? .....	34
<b>Activity 28:</b> The Parts of a Story .....	35
<b>Activity 29:</b> True or false .....	36
<b>Activity 30:</b> Use your imagination .....	37
<b>Activity 31:</b> Crossword puzzle .....	38
<b>Activity 32:</b> Now it is your turn .....	39
<b>Activity 33:</b> What did I learn? .....	40

## REFERENCIAS

<b>Bibliográficas</b> .....	41
<b>Iconográficas</b> .....	41



# Activity 1

## What's the weather like?

Match the words with the correct pictures.



SUNNY

WINDY

SNOWY

HOT

WARM



CLOUDY

RAINY

FOGGY

COLD


STORMY



## Activity 2

# What's the weather like today?

Look at the images and complete the sentences.



It's hot and \_\_\_\_\_.



Oh no! It's \_\_\_\_\_.



It's \_\_\_\_\_.



It's \_\_\_\_\_.



It's \_\_\_\_\_.

## Activity 3

# How is the weather in Tamaulipas?


Color the zone according to the weather forecast.



## Activity 4

### Find the Weather

Solve the next crossword puzzle using the english equivalent of the words given.



#### ACROSS

2. FRIO
4. NEVADO
6. TORMENTOSO
7. VENTOSO
9. LLUVIOSO

#### DOWN






1. NEBULOSO
3. NUBLADO
5. CALUROSO
6. SOLEADO
8. CALIDO



# Activity 5

## Yes, it is & No, it isn't.

Mark with ✓ in the corresponding space to answer the questions according to the picture.

	Yes, it is	No, it isn't	Weather
1. Is it sunny?		✓	
2. Is it windy?			
3. Is it rainy?			
4. Is it cloudy?			
5. Is it stormy?			

# Activity 6

## My weather forecast

Complete the weather predictions according to the pictures and color them .



Today in Reynosa is \_\_\_\_\_



Today in Laredo is \_\_\_\_\_





Today in Victoria City is \_\_\_\_\_

## Activity 7

# What did I learn? Let's check.

Mark with a ✓ the actions that you can do now.

Now I can...		
1. Identify and describe vocabulary.  (identificar y describir vocabulario)		
2. Share cultural expressions.  (Compartir expresiones de cultura)		
3. Compare similarities and differences.  (Comparar diferencias y similitudes)		



# Activity 8

## My day

Match the activity with the correct picture.



Do homework

Brush your teeth

Get dressed

Take a shower

Go to bed





Have breakfast

Watch T.V.

Attend online classes

Play at home



# Activity 9

## Everyday Activities

According to the picture, complete the name of each activity and write the time you do it.

1. I \_\_\_\_\_ go to bed \_\_\_\_\_ at seven o'clock.



2. I \_\_\_\_\_ at \_\_\_\_\_



3. I \_\_\_\_\_ at \_\_\_\_\_



4. I \_\_\_\_\_ at \_\_\_\_\_



5. I \_\_\_\_\_ at \_\_\_\_\_



# Activity 10

## How often do you.....?

According to the picture , the days marked and the schedule indicated, complete the sentences with the words: Always, sometimes or never.

S x	M x	T x	W x	T x	F x	S x
-----	-----	-----	-----	-----	-----	-----

1. I \_\_\_\_\_ go to bed at 8:00 p.m.



S	M	T	W	T	F	S
---	---	---	---	---	---	---

2. I \_\_\_\_\_ have breakfast at night.



S x	M x	T	W x	T	F x	S
-----	-----	---	-----	---	-----	---

3. I \_\_\_\_\_ brush my teeth in the afternoon



S x	M	T x	W	T x	F	S x
-----	---	-----	---	-----	---	-----

4. I \_\_\_\_\_ watch T.V after my classes.



S	M	T	W	T	F	S
---	---	---	---	---	---	---

5. I \_\_\_\_\_ attend my online classes at 19:00 p.m.





## Activity 12

### What did I learn?

### Let's check.

Mark with a ✓ the actions that you can do now.

Now I can...		
1. Identify and describe vocabulary.  (identificar y describir vocabulario)		
2. Share cultural expressions.  (Compartir expresiones de cultura)		
3. Compare similarities and differences.  (Comparar diferencias y similitudes)		



# Activity 11

## What about you?

Circle "Yes I do" or "No I don't" if you do or don't do the activity at the specified time.

1. Do you play at 1:00 a.m.?

Yes I do / No I don't



2. Do you take a shower in the morning?

Yes I do / No I don't



3. Do you get dressed at night ?

Yes I do / No I don't



4. Do you do your homework on Saturday?

Yes I do / No I don't.







# Activity 13

## Tools & Materials

Write the name of each picture in the chart .


Scissors, Glue, Color Paper, Wooden stick.

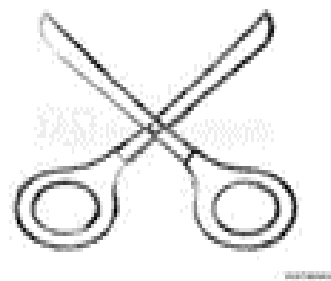
# Activity 14

## What is this?

Draw arrows to identify each picture.




Scissors.



Glue.

Color Paper.



Wooden stick.



# Activity 15

## The Ordinal Numbers.

Match the numbers with their written form, follow the example.



Fifth

Fourth

Second

First

Third

# Activity 16

## Following Instructions

Complete the instructive of how to make your own flag using the ordinal numbers in their written form.

\_\_\_\_\_ (1st ) Take out the paper and select the color of your flag.




\_\_\_\_\_ ( 2nd ) Cut the paper into three small rectangles.



\_\_\_\_\_ (3rd) Paste the three small rectangles using the glue.



\_\_\_\_\_ (4th) Use the wooden stick and paste the three rectangle pieces on it.



# Activity 17

## Making My Own Flag.

Use the instructions of the last activity to do your own flag, using the words from the box.

FIRST, NEXT, THEN, FINALLY

\_\_\_\_\_ Take out the paper and select the color of your flag.



\_\_\_\_\_ Cut the paper into three small rectangles



\_\_\_\_\_ the three small rectangles using the glue.




\_\_\_\_\_ Use the wooden stick and paste the three rectangle pieces on it.




# Activity 19

## A Mexican Party.


Draw 3 traditional dishes in a Mexican Party and write their names.



---



---





---

# Activity 18

## What did I learn? Let's check.

Mark with ✓ the actions that you can do now.

Now I can...		
1. Identify and describe vocabulary.		
2. Share cultural expressions.		
3. Compare similarities and differences.		



# Activity 20

## September, The National Month.

Match the name of each celebration to the correct picture.

Mexican Independence Day



Flag Day



Mexican Revolution Day



Anniversary of Heroic Cadets



Day of the Dead



Benito Juarez's Memorial



Constitution Day



## Activity 21

# Mexican Independence Day.

Complete the calendar by writing the names of the missing days and the dates. Mark with green, white and red the Independence day. Use the vocabulary box if you need help.

SEPTEMBER 2020						
Sunday	Monday		Wednesday		Friday	
		1st.				5th.
	7th.				11th.	
				17th.		
		22th.				26th.
27th.			30th.			

Days of the week: Sunday, Monday, Tuesday, Wednesday, Thursday, Friday, Saturday, Sunday.

## Activity 23

# My Mexican Independence Day Celebration.

Draw how you spent the Mexican Independence Day at home.



## Activity 22

# What Do You Celebrate On...?

Complete the sentences with the correct celebration according to the date.

MARCH 21ST. In Mexico we celebrate \_\_\_\_\_

NOVEMBER 20TH. In Mexico we celebrate \_\_\_\_\_

NOVEMBER 2ND. In Mexico we celebrate \_\_\_\_\_

FEBRUARY 24TH. In Mexico we celebrate \_\_\_\_\_

SEPTEMBER 16TH. In Mexico we celebrate \_\_\_\_\_



### ANSWERS



**Mexican Revolution**

**Day of the Dead**



**Flag Day**

**Independence Day**





**Benito Juárez's Memorial**

## Activity 24

### What did I learn? Let's check.

Mark with a ✓ the actions that you can do now.

Now I can...		
1. Identify and describe vocabulary.  (identificar y describir vocabulario)		
2. Share cultural expressions.  (Compartir expresiones de cultura)		
3. Compare similarities and differences.  (Comparar diferencias y similitudes)		

## Activity 25

# Identifying the characters in a story

Read the story and identify the main characters. Label the pictures.

### THE WOLF AND THE GOAT

One day a Wolf found a Goat grazing on the shore of a cliff. The Wolf couldn't get where the goat was, so he said: Hey friend, get down because you may fall from there, besides, look! The grass where I am is very green and grown.

But the goat said: I know well that you aren't inviting me to eat, it is yourself whom you are inviting, being I your plate.



# Activity 26

## Vocabulary

After reading the story, look for cutouts and paste them on the corresponding vocabulary.

wolf	goat
shore	cliff
grass	green
eat	plate

# Activity 27

## Who is it?

Circle the Wolf or the Goat according to your criteria after reading the story.



**BIG**



**SMALL**



**CLEVER**



**GOOD**



**BAD**



**DUMB**





## Activity 28

### The parts of the story

Label the parts of the story.

**BEGINNING, PLOT, THE END**

So he said: - hey friend, get down because you may fall from there.

Besides, look, this grass where I am, is very green and grown.

---

But the goat said: I know well that you aren't inviting me to eat, it is yourself whom you are inviting ,being I your plate.

---

One day a wolf found a goat grazing on the shore of a cliff. The wolf couldn't get where the goat was.

---

## Activity 29

### True or false.

Write TRUE or FALSE on each sentence.

1. The Wolf and the goat were friends.
2. The Goat was very bad to the Wolf.
3. The Wolf wanted to eat the goat.
4. The goat was clever.
5. The Wolf was dumb.




## Activity 30

### Use your imagination.

Draw a picture of how you imagine this part of the story.


One day a wolf found a goat grazing on the shore of a cliff. The wolf couldn't get where the goat was.



# Activity 31

## Crossword puzzle

Solve the next crossword puzzle using the english equivalent of the words given.



### ACROSS

1. MALO
2. BUENO
5. PEQUEÑO
6. VERDE


### DOWN

1. GRANDE
3. TONTO
4. LISTO

## Activity 32

### Now it is your turn



Write a short story about a dog and a cat. Add pictures of the characters.



# Activity 33

## What did I learn? Let's check.

Mark with a tick the actions that you can do now.

Now I can...		
<p>1. Identify and describe vocabulary.</p> <p>(identificar y describir vocabulario)</p>		
<p>2. Share cultural expressions.</p> <p>(Compartir expresiones de cultura)</p>		
<p>3. Compare similarities and differences.</p> <p>(Comparar diferencias y similitudes)</p>		

## REFERENCIAS

### Referencia Bibliográfica

Secretaría De Educación Pública. (2018). Plan y Programas de Estudio. Lengua Extranjera Inglés. Educación Básica. Obtenido de Aprendizajes clave para la educación integral: <https://www.planyprogramasdestudio.sep.gob.mx/index-descargas-LMP-basica-LengExt-ingles.html>

De Europa, C. (2002). Marco común europeo de referencia para las lenguas. Strasburgo: Consejo de Europa, Ministerio de Educación, Cultura y Deporte/Instituto Cervantes.

### Referencia Iconográfica

Anonimo (2016) Sunny.Clipart-library. Recuperado de <http://clipart-library.com/clipart/LcdoX6ybi.htm> .

Anonimo (2016) Windy.Clipart-library. Recuperado de [https://encrypted-tbn0.gstatic.com/images?q=tbn:ANd9GcRzJXH6SDXo40zqjRndrKZYaR69xjZpFdNHv045HvZ5nbA5UT\)Xy&s](https://encrypted-tbn0.gstatic.com/images?q=tbn:ANd9GcRzJXH6SDXo40zqjRndrKZYaR69xjZpFdNHv045HvZ5nbA5UT)Xy&s)

Anonimo (2012) Snowy.Clipart-library. Recuperado de <https://encrypted-tbn0.gstatic.com/images?q=tbn:ANd9GcQcUdH6MdxduApw0LLcfMCq0uMOyNtxaU679IMgxZuBj3mLzPO&s>

Anonimo (2013) Hot.Clipart-library. Recuperado de <https://encrypted-tbn0.gstatic.com/images?q=tbn:ANd9GcTvzqES7m2DWExQOH232xn7WEbVhRhyH7l3od1e7VJURQZhef0&s>

Anonimo (2015) Warm.Clipart-library. Recuperado de <https://encrypted-tbn0.gstatic.com/images?q=tbn:ANd9GcRiTiaRDITw0Jbwk0UsuxXuILm4uDvxl24pFnCKK2w5wBLmd7Pr&s>

Anonimo (2016) Cloudy.Clipart-library. Recuperado de <https://encrypted-tbn0.gstatic.com/images?q=tbn:ANd9GcSuFs7Mt51SLzqjypgsQcOP9j2b7amKXWp9l6l213-G6VKgt2dn&s>

Anonimo (2017) Foggy.Clipart-library. Recuperado de <https://encrypted-tbn0.gstatic.com/images?q=tbn:ANd9GcRpRLXPvREDXqMMMqviwdYjB3FMkgkmvK3UiYEtcFLg4VelhJP&s>

Anonimo (2011) Stormy.Clipart-library. Recuperado de : [https://4vector.com/i/free-vector-stormy-outline\\_102685\\_Stormy\\_Outline.png](https://4vector.com/i/free-vector-stormy-outline_102685_Stormy_Outline.png)

Anonimo (2010) Rainy.Clipart-library. Recuperado de: <https://www.clker.com/cliparts/Q/l/m/O/Y/v/weather-storm-rain-hi.png>

Anonimo (2011). Cold. Clipart-library. Recuperado de:  
<https://i.pinimg.com/564x/6c/a9/c1/6ca9c185365a60f04f8a5df9cde933e8.jpg>

Productos,Tucan, (2017). Color papers. Arcoiris de papeles , ilustraciones y graficos. Recuperado de:  
<https://www.google.com/search?q=PAPEL+DE+COLORES+IMAGENES&tbm=isch&ved=2ahUKEwiciLuU35brAhUR0qwKHcmxCjAQ2>

Free Icons. (2014). Scissors Icon. Simple Icon. Recuperado de:  
<https://simpleicon.com/scissors.html>.

Imagui . (2012). Glue dibujo. Imagui. Recuperado de: <http://www.imagui.com/a/glue-dibujo-i4eao6Kzk/>

Dreamstime. (2000-2020). Primer Lugar stock de ilustración. Recuperado de:  
<https://es.dreamstime.com/imagen-de-archivo-primer-lugar-image32845141>

Dreamstime. (2000-2020). Segundo Lugar stock de ilustración. Recuperado de:  
<https://es.dreamstime.com/fotograf%C3%ADa-de-archivo-segundo-lugar-image32845142>

Dreamstime. (2000-2020). Tercer Lugar stock de ilustración. Recuperado de:  
<https://es.dreamstime.com/imagenes-de-archivo-tercer-lugar-image32845144>

Vectorstock. (2000-2020). Fourth Place Laurel Design Label. Recuperado de:  
<https://www.vectorstock.com/royalty-free-vector/fourth-place-laurel-design-label-vector-7844737>

Pinterest.(2020). Quinto lugar. Graficos Vectoriales para todos. Recuperado de:  
<https://www.pinterest.es/pin/686447168187647898/>

Mexico Desconocido.(2018). Bandera Mexicana.Los símbolos patrios de Mexico y su historia. <https://www.mexicodesconocido.com.mx/los-simbolos-patrios-de-mexico-y-su-historia-escudo-bandera-himno.html>

Anonimo. (2020). Bandera de Mexico. Imágenes chidas mx. Recuperado de:  
<http://imageneschidas.mx/imagenes-de-la-bandera-de-mexico/>

Esteban, J. (2020). Hidalgo para colorear. Pinterest. Recuperado de:  
<https://www.pinterest.com.mx/pin/718605684261830009/>

Anonimo. (2020). 30 dibujos de la revolucion mexicana. Alumno on. Recuperado de:  
<https://alumnoon.com/preescolar/actividades2.php?i=23566>

Anonimo. (2020). Niños Heroes. Jugar y colorear. Recuperado:  
<https://www.jugarycolorear.com/2013/08/13-de-septiembre-ninos-heroes.html>



Salazar, C. (2018). Calaveras mexicanas en blanco y negro para dibujar y colorear. Pinterest. Recuperado de: <https://www.pinterest.com.mx/pin/325385141829993227/>

Anonimo. (2020). Benito Juarez. Supercoloring. Recuperado de: <http://www.supercoloring.com/coloring-pages/benito-juarez>

Flores, R. (2020). Constitucion Mexicana para niños. Pinterest. Recuperado de: <https://www.pinterest.com.mx/pin/561542647285600855/>

Ayar, J. (2020). Palillo de madera. Autoría propia desde power point app.

Bazan, M. (2020). Wolf and Goat. Autoría propia desde Samsung Notes app.

Anonimo. (2020). 30 dibujos de la revolucion mexicana. Alumno on. Recuperado de: <https://alumnoon.com/preescolar/actividades2.php?i=23566>

Anonimo. (2020). Niños Heroes. Jugar y colorear. Recuperado: <https://www.jugarycolorear.com/2013/08/13-de-septiembre-ninos-heroes.html>

Salazar, C. (2018). Calaveras mexicanas en blanco y negro para dibujar y colorear. Pinterest. Recuperado de: <https://www.pinterest.com.mx/pin/325385141829993227/>

Anonimo. (2020). Benito Juarez. Supercoloring. Recuperado de: <http://www.supercoloring.com/coloring-pages/benito-juarez>

Flores, R. (2020). Constitucion Mexicana para niños. Pinterest. Recuperado de: <https://www.pinterest.com.mx/pin/561542647285600855/>

Vilata, R. (2020). Dibujos de actividades 7 a 10. Autoria propia desde Corel Draw.

Ayar, J. (2020). Palillo de madera. Autoría propia desde power point app.

Bazan, M. (2020). Wolf and Goat. Autoría propia desde Samsung Notes app.

