



NOVEMBER

El “Cuadernillo de Actividades de Tercer Grado de Educación Primaria”, por personal académico del PRONI en Tamaulipas.

**Investigación de contenido y diseño de actividades**

Abraham Aramis Alejandro Tenorio

Aldo Damián Carranza Durán

José Luis Ayar Munguía

Marco Abel Bazán Morales

María Del Rocío Vilata Rodríguez

**Revisión y traducción**

Lorenia Valles Canales

**Apoyo**

Julia Adriana Sotelo Chapa

**Diseño de imagen institucional**

Sandra Isabel Moncada Ramírez

D.R. Secretaría de Educación de Tamaulipas

Calzada General Luis Caballero S/N

C.P. 87078

Fracc. Las Flores

Ciudad Victoria, Tamaulipas.

# ÍNDICE

## NOVEMBER


<b>Activity 1: My Body</b> .....	2
<b>Activity 2: Body Parts</b> .....	3
<b>Activity 3: Can you name the body parts?</b> .....	4
<b>Activity 4: The Human Body</b> .....	5
What did I learn? .....	6
<b>Activity 5: Feelings</b> .....	7
<b>Activity 6: Saying How You Feel</b> .....	8
<b>Activity 7: Time Expressions</b> .....	9
<b>Activity 8: Opposite Words</b> .....	10
<b>Activity 9: Descriptions</b> .....	11
What did I learn? .....	12
<b>Activity 10: Forms of the Verb "TO BE"</b> .....	13
<b>Activity 11: Who is Who?</b> .....	14
<b>Activity 12: What time is it?</b> .....	15
<b>Activity 13: What day is it?</b> .....	16
<b>Activity 14: The Agenda</b> .....	17
What did I learn? .....	18
<b>Activity 15: Do You Know These Animals?</b> .....	19
<b>Activity 16: Animals</b> .....	20
<b>Activity 17: Animals' Homes</b> .....	21
<b>Activity 18: Animals Crossword Puzzle</b> .....	22
<b>Activity 19: Thanksgiving</b> .....	23
<b>Activity 20: Thanksgiving Card</b> .....	24
What did I learn? .....	25

<b>REFERENCIAS</b> .....	26
<b>Bibliográficas</b> .....	26
<b>Iconográficas</b> .....	

# Activity 1

## My Body

Label the picture with the words from the box.



EAR  
MOUTH  
SHOULDER  
ARM


STOMACH  
CHEST  
NECK  
EYE  
NOSE

HAND  
KNEE  
TOES  
FEET  
LEG

## Activity 2

### Body Parts

Change the words from Spanish to English to solve the crossword.



#### ACROSS

- 2. PIERNA
- 5. BRAZO
- 7. RODILLA
- 9. HOMBRO
- 10. PIE
- 11. MANO

#### DOWN

- 1. NARIZ
- 3. OREJA
- 4. DEDO
- 6. BOCA
- 8. DEDO DEL PIE
- 9. ESTÓMAGO

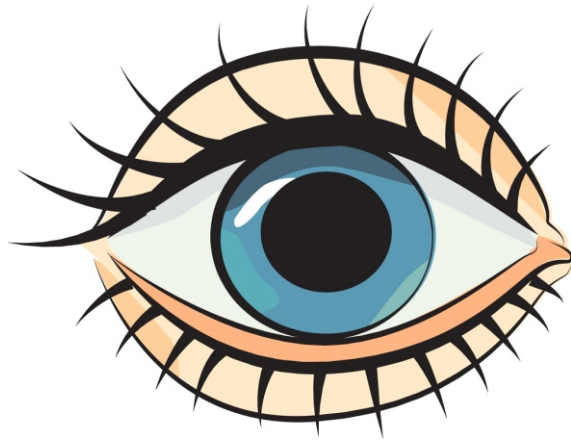
## Activity 3

### Can you name the body parts?

Write down the name of each body part.



---



---



---




---

## **Activity 4**

# **The Human Body**



**Make a poster of the human body, you will need a cardboard or a piece of paper, markers and color pencils.**



# What did I learn?

Let's check.

Mark with a ✓ the actions that you can do now.

Now I can...		
1. Identify and describe vocabulary.  (Identificar y describir vocabulario).		
2. Share cultural expressions.  (Compartir expresiones culturales).		
3. Compare similarities and differences.  (Comparar diferencias y similitudes).		



## Activity 5

### Vocabulary: Feelings

Match each sentence to the appropriate picture.

•He is hungry.


•He is happy.

•They are thirsty.

•He is tired

•He is sad.

•He is sick.



## Activity 6

### Saying how you feel

Ask your friends and family members how they feel and complete the sentences.


1. My father is \_\_\_\_\_.
2. My mother is \_\_\_\_\_.
3. My sister is \_\_\_\_\_.
4. My brother is \_\_\_\_\_.
5. My grandmother is \_\_\_\_\_.
6. My grandfather is \_\_\_\_\_.
7. My friend \_\_\_\_\_ is \_\_\_\_\_.



## Activity 7

### Time expressions.

Make a drawing according to the given time expression.



## Activity 8

### Opposite Words

Find the meaning of the words and match them to their opposite meaning.

1. Tall

a) Young

2. Sad

b) Thin

3. Old

c) Small

4. Sick

d) Short

5. Chubby

e) Healthy

6. Big

f) Happy

## Activity 9

# Descriptions

Describe the pictures with a sentence. Follow the example.



E.x. The monkey is short

---



---



---



---





---

# What did I learn?

Let's check.

Mark with a ✓ the actions that you can do now.

Now I can...		
1. Identify and describe vocabulary.  (Identificar y describir vocabulario)		
2. Share cultural expressions.  (Compartir expresiones culturales)		
3. Compare similarities and differences.  (Comparar diferencias y similitudes)		

## Activity 10

### Forms of the verb "TO BE".

Write the correct form of the verb "TO BE" ( AM, IS or ARE).

Look at the table if you need help.

He \_\_\_\_\_ an engineer.

We \_\_\_\_\_ watching TV.

I \_\_\_\_\_ listening to music.

They \_\_\_\_\_ playing football.

She \_\_\_\_\_ at school.

You \_\_\_\_\_ in the restaurant.

Subject	Present
I	am
We	are
You	
They	
He	is
She	
It	

**Note:** The verb to be is used to talk about feelings, occupations, nationalities, age, personal information, places and hobbies.

## Activity 11

### Who is who?

Match the pictures to the correct sentence.

He is a boy.


She is a girl.

He is a man.

She is a woman.

It is a dog.

It is a cat.

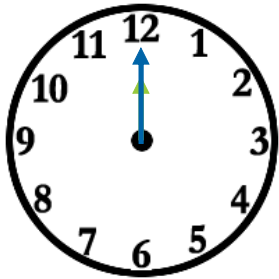




## Activity 12

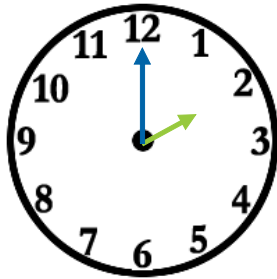
### What time is it?

Write the correct time on each line under the clocks. Look at the example.

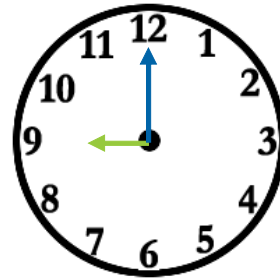


Twelve o'clock

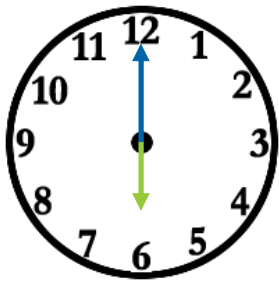
---



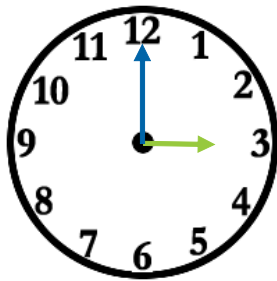
---



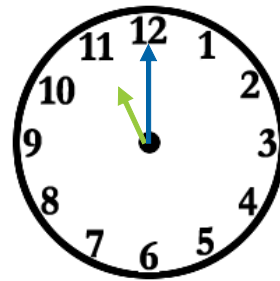
---



---



---



---

**Note:** When the long hand is pointing at 12, it is called o'clock.

## Activity 13

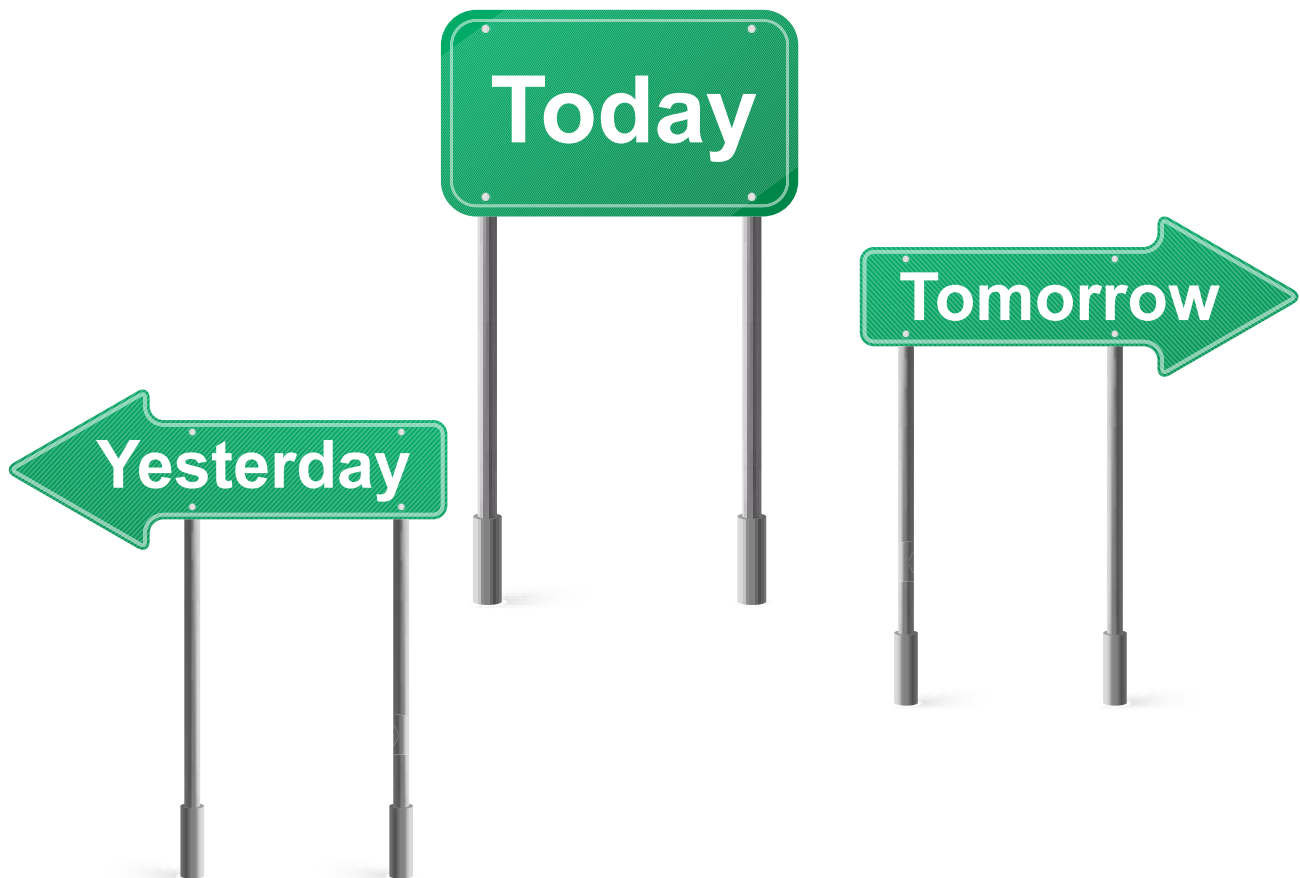
### What day is it?

Complete the sentences with: TODAY, YESTERDAY AND TOMORROW.

The day before tomorrow is called \_\_\_\_\_

The day after today is called \_\_\_\_\_

The day before today is called \_\_\_\_\_



# Activity 14

## The Agenda

Write the correct day of the week. Write and draw an appointment for Friday.





1. I go to the dentist on \_\_\_\_\_
2. I go to my grandma's house on \_\_\_\_\_
3. Rene's birthday is on \_\_\_\_\_
4. My soccer game is on \_\_\_\_\_
5. \_\_\_\_\_

# What did I learn?

Let's check.

Mark with a ✓ the actions that you can do now.

Now I can...		
1. Identify and describe vocabulary.  (Identificar y describir vocabulario)		
2. Share cultural expressions.  (Compartir expresiones culturales)		
3. Compare similarities and differences.  (Comparar diferencias y similitudes)		

## Activity 15

### Do you know these animals?

Match the name of each animal to the pictures.



Lion

Rabbit

Cat

Pig

Elephant

Cow



Hen

Turkey

Frog

Goat



# Activity 16

## Animals

Write the names of each animal on the line.



---



---



---



---



---



---



---



---



---

## Activity 17

### Animals' Homes


Circle with RED the farm animals and with GREEN the wild animals.



## Activity 18

# Animal Crossword Puzzle

Solve the animal crossword puzzle by writing the words in English.



Across



- 2. gallina
- 5. pavo
- 6. perro
- 8. Conejo
- 10. Cabra

Down




- 1. gato
- 3. elefante
- 4. rana
- 7. leon
- 9. vaca



## Activity 19

# Thanksgiving

Color the turkey's body by following the code given.



1 = Light brown  
2 = Dark Brown  
3 = Orange

4 = Red  
5 = Green  
6 = Purple

## Activity 20

# Thanksgiving card

Draw and color your own Thanksgiving card .



I am thankful for:



# What did I learn?

Let's check.

Mark with a ✓ the actions that you can do now.

Now I can...		
1. Identify and describe vocabulary.  (Identificar y describir vocabulario)		
2. Share cultural expressions.  (Compartir expresiones culturales)		
3. Compare similarities and differences.  (Comparar diferencias y similitudes)		

## REFERENCIAS

### Referencia Bibliográfica

Secretaría De Educación Pública. (2018). *Plan y Programas de Estudio. Lengua Extranjera Inglés. Educación Básica*. Obtenido de Aprendizajes clave para la educación integral: <https://www.planprogramasdestudio.sep.gob.mx/index-descargas-LMP-basica-LengExt-ingles.html>

### Referencia Iconográfica

"Designed by brgfx / Freepik"

Vectorstock.(2020).Human Body. Recuperado de\_  
<https://www.vectorstock.com/royalty-free-vectors/body-parts-vectors>

Shutterstock.(2020).Human eye. Recuperado de\_  
<https://www.shutterstock.com/search/eye+cartoon>

Shutterstock.(2020).Human nose. Recuperado de  
<https://www.shutterstock.com/search/nose+cartoon>

Kindpng. (2020). Mouth. Recuperado de  
[https://www.kindpng.com/imgv/iwwmJ\\_mouth-cartoon-clipart-free-best-on-transparent-png/](https://www.kindpng.com/imgv/iwwmJ_mouth-cartoon-clipart-free-best-on-transparent-png/)

Shutterstock. (2020). Human hand.  
Recuperado de  
<https://www.shutterstock.com/search/hand+cartoon>

Painter (2017).Recuperado de :  
<http://www.supercoloring.com/coloring-pages/cartoon-frog-0?version=print>

Vectorstock.(2020).Animals. Recuperado de\_  
<https://www.vectorstock.com/royalty-free-vectors/animals-vectors>

Shutterstock.(2020).Animals. Recuperado de  
<https://www.shutterstock.com/search/animals+cartoon>

Shutterstock.(2020).Human. Recuperado de\_  
<https://www.shutterstock.com/search/human+cartoon>

Vectorstock.(2020).People. Recuperado de\_  
<https://www.vectorstock.com/royalty-free-vectors/people-vectors>

