



NOVEMBER

El “Cuadernillo de Actividades de Cuarto Grado de Educación Primaria”, fue elaborado por personal académico del PRONI en Tamaulipas.

Investigación de contenido y diseño de actividades

Rosalva Edith Castillo Flores
Francisco Javier Rangel Murillo
Gabriel Isaí Ortiz Pérez
Delfina Madhaí Ortiz Salinas

Revisión y traducción

Lorenia Valles Canales

Apoyo

Julia Adriana Sotelo Chapa

Diseño de imagen institucional y recopilación de gráficos.

Sandra Isabel Moncada Ramírez

D.R. Secretaría de Educación de Tamaulipas
Calzada General Luis Caballero S/N
C.P. 87078
Fracc. Las Flores
Ciudad Victoria, Tamaulipas.

ÍNDICE

NOVEMBER

Activity 1: Exploring Letters and E-mails. Vocabulary	2
Activity 2: Let's Explore Letters and E-mails	3
Activity 3: Letters and E-mails	4
Activity 4: Comparing the Elements in Letters and E-mails	5
Activity 5: Comparing the Elements in Letters and E-mails	6
Activity 6: Activity 6: Reading a Letter	7
Activity 7: Activity 7: Reading E-mails	8
Activity 8: Letters / Vocabulary	9
Activity 9: Dear Students	10
Activity 10: Let's Play with Letters	11
Activity 11: Compare and Classify the Letters	12
Activity 12: A Friendly Letter	13
Activity 13: Would you Come?	14
Activity 14: Write a Letter	15
Activity 15: Vocabulary	16
Activity 16: Letters and E-mails	17
Activity 17: Letters and E-mails	18
Activity 18: Happy Family Vacation	19
Activity 19: A Visit to the Museum	20
Activity 20: Writing a Letter	21
Activity 21: Writing an E-mail	22

REFERENCIAS

Bibliográficas	23
Iconográficas	24

Activity 1


Exploring Letters and E-mails.

Vocabulary


Look at the pictures, read and identify the vocabulary.



letter



stamp



e-mail



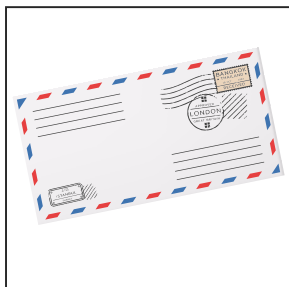
e-mail address




brother



farewell



envelope



handwritten



faster

Activity 2

Let's Explore Letters and E-mails

Complete the sentences with the missing words using the vocabulary from activity 1.

1. You need an internet connection to send an _____.
2. The _____ is different from a local address.
3. Today , just a few people send handwritten _____.
4. You don't need an _____ to send an e-mail.
5. The _____ is pasted on the right upper corner of the envelope.



Envelope
E-mail
Stamp
Letters
E-mail address

Activity 3

Letters and E-mails

Read the short text and answer the questions about e-mails.

Nowadays people send e-mails instead of letters. This is because it is faster and more convenient. What do you usually send: Letters or e-mails? Do you have an e-mail address?



1. Do you know what is an e-mail?

2. Why do people send e-mails instead of handwritten letters?

3. What do you think about e-mails?

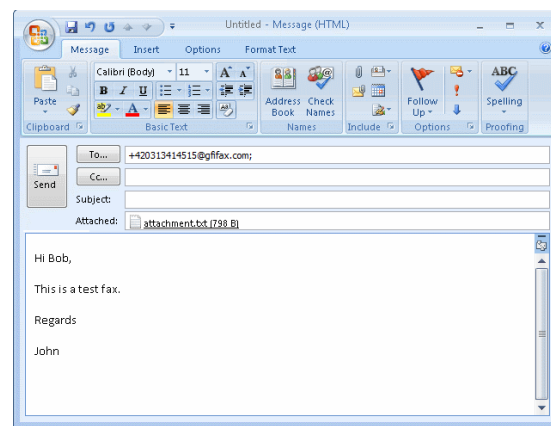
Activity 4

Comparing the Elements in Letters and E-mails

Observe the elements needed to send an e-mail and a letter, and then match the elements that are similar, follow the example.

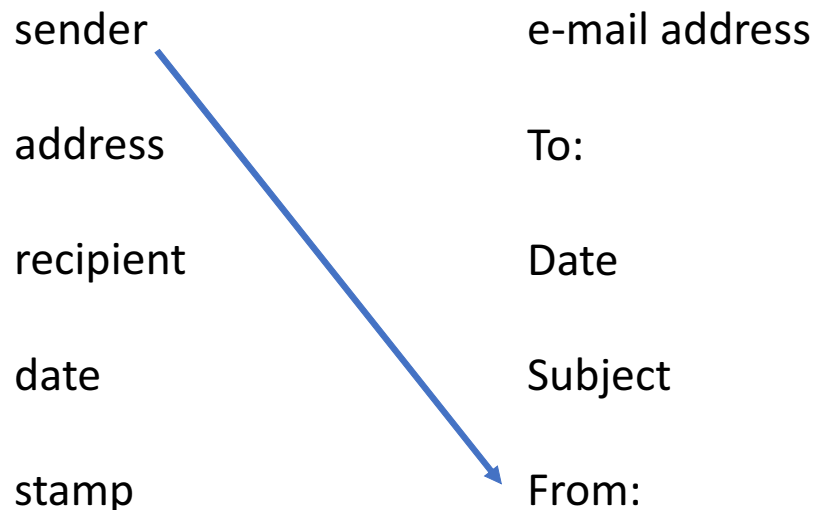


letter



e-mail

MATCH



Activity 5



Comparing the Elements in Letters and E-mails

Answer the questions with the information from activity 4.

☐ Which element is needed in a letter but not in an e-mail ?

☐ Which element is needed in an e-mail but not in a letter?

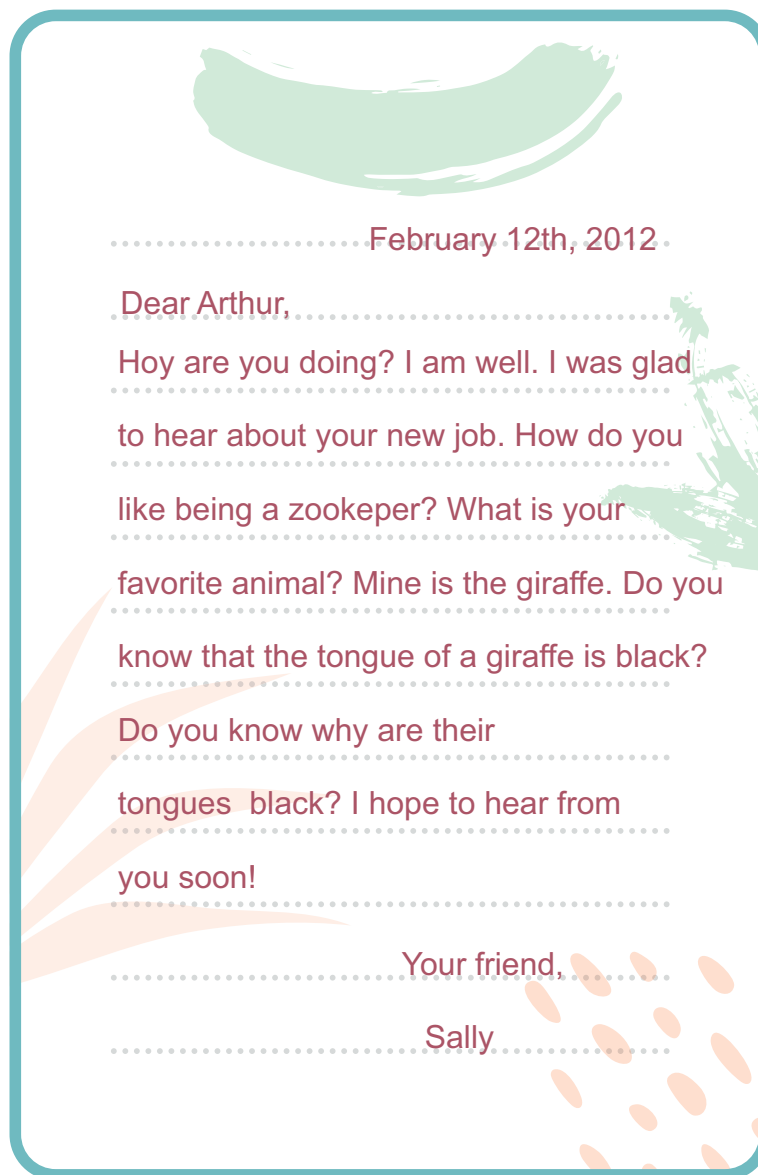
☐ Which element do you need in both, a letter and an e-mail?



Activity 6

Reading a Letter

Read the letter and complete the table.



Sender		Date	
Receiver		Greeting	
Topic		Farewell	

Activity 7

Reading E-mails

Read the e-mail and complete the missing parts with the words from the box.

Subject: RE: Bad News.	Date: November 20 th
From: Linda@mail.com	To: Jerome07@mail.com
<p>1. _____ Jerome,</p> <p>I'm writing because I feel 2. _____ for you.</p> <p>I felt something was wrong because you arrived late for class, but I had to leave early. I 3. _____ when I received your e-mail.</p> <p>We can study Math together. I will be 4. _____ to help you!</p> <p>Cheer up! 5. _____.</p> <p>6. _____.</p> <p>Linda.</p>	

Please write back soon
happy
was helping my father
Dear
Lots of love
worried



Activity 8

Letters / Vocabulary

Parts of a letter.

January 13th, 2014.

Fecha /
Encabezado

Dear David.

Saludo

How was your summer
Vacation? Mine was...

Mensaje / Cuerpo

Your friend:

Cierre

Mía

Firma

Greeting

January 13th, 2014

Heading / Date

Dear David.

Body /
Message

How was your summer vacations?
Mine was awesome! I got to see all
my cousins at my grandma's house.
We went to the beach and played
with my family on the sand making
castles. What did you do on your
summer break?

Closing

Your friend

Signature

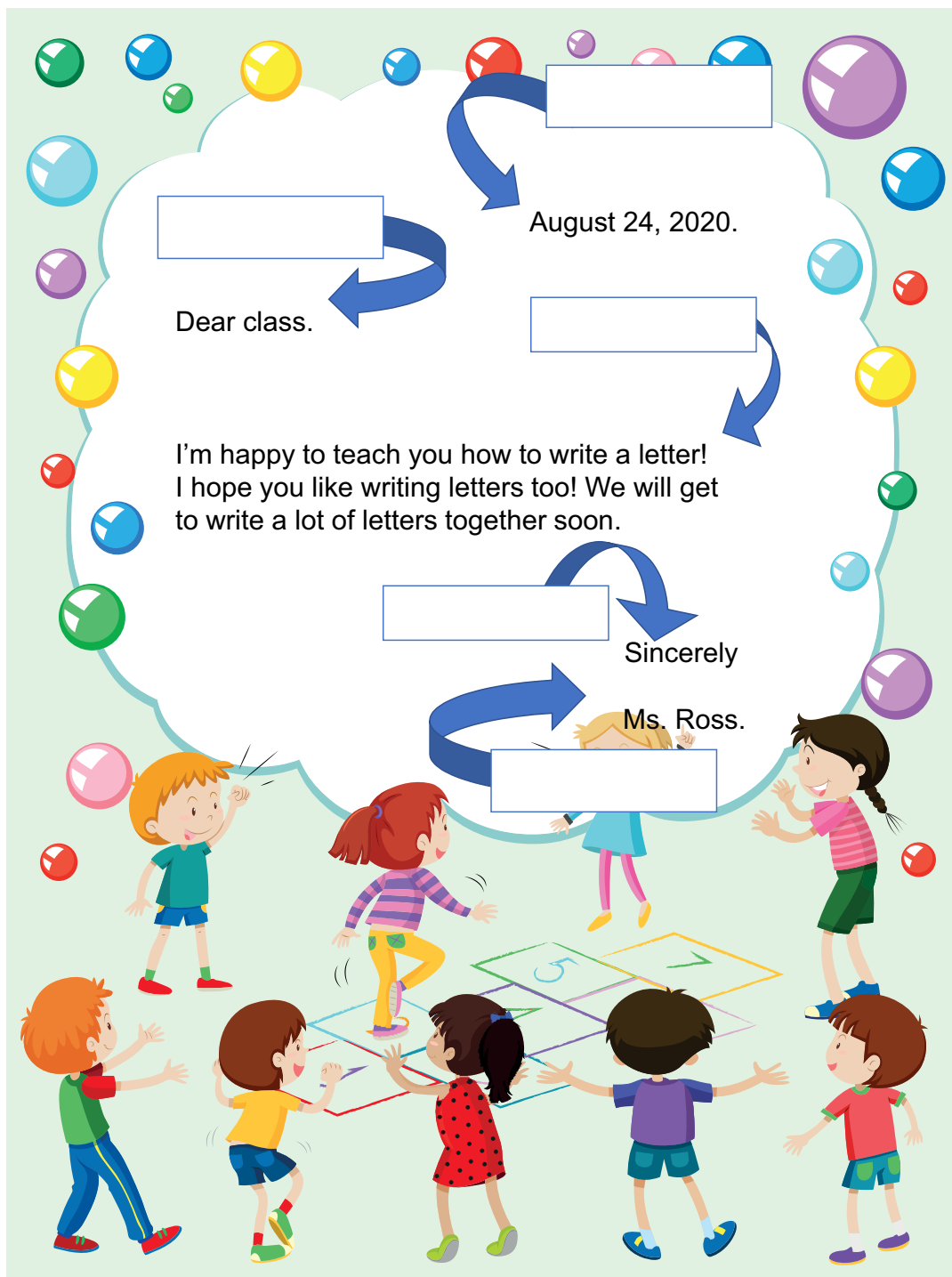
Mía



Activity 9

Dear Students

Identify and write the different parts of the letter.




Activity 10

Let's Play with Letters

Find the words in the that are related with a letter in the word search.
Use a color code.


T	C	H	D	L	G	D	O	Y	R	A	I	D	L
R	E	W	E	I	G	H	J	P	T	X	C	O	H
W	U	P	Y	L	E	R	E	C	N	I	S	F	E
O	N	P	O	S	T	A	G	E	W	B	U	C	S
E	C	S	P	L	H	D	T	F	S	R	I	L	S
R	I	T	H	K	E	O	C	Z	P	F	O	H	I
E	G	A	E	F	R	V	H	N	F	J	P	T	M
V	S	M	C	Y	E	G	N	O	B	A	K	A	E
I	E	P	A	R	P	X	T	E	W	Y	I	R	Q
L	M	I	T	H	D	S	P	U	F	L	P	E	J
E	G	A	K	R	O	C	N	R	B	G	O	T	I
D	S	D	I	P	B	T	E	O	E	H	L	U	M
F	B	U	A	L	F	S	X	I	M	S	E	R	Z
N	E	G	A	K	C	A	P	C	A	L	S	N	U



Mailbox



Post office



Package



Deliver



Stamp



Envelope

Activity 11

Compare and Classify the Letters

Read the letters, circle the **sender blue** and the **receiver red**, then classify them according to the subjects given in the box.

***Invitation**

***Personal experience**

It's a ...

letter.

March 28th, 2020.

Dear Patrick.
Last week my parents and I went to London. We visited many places: Museums, art galleries, the London Eye and the Tower of London.
One day, while we were walking in the city, it started to rain and it got cold, but we had an outstanding weekend anyways!

Love,
Kate.



It's an ...

letter.

December 5th, 2020.

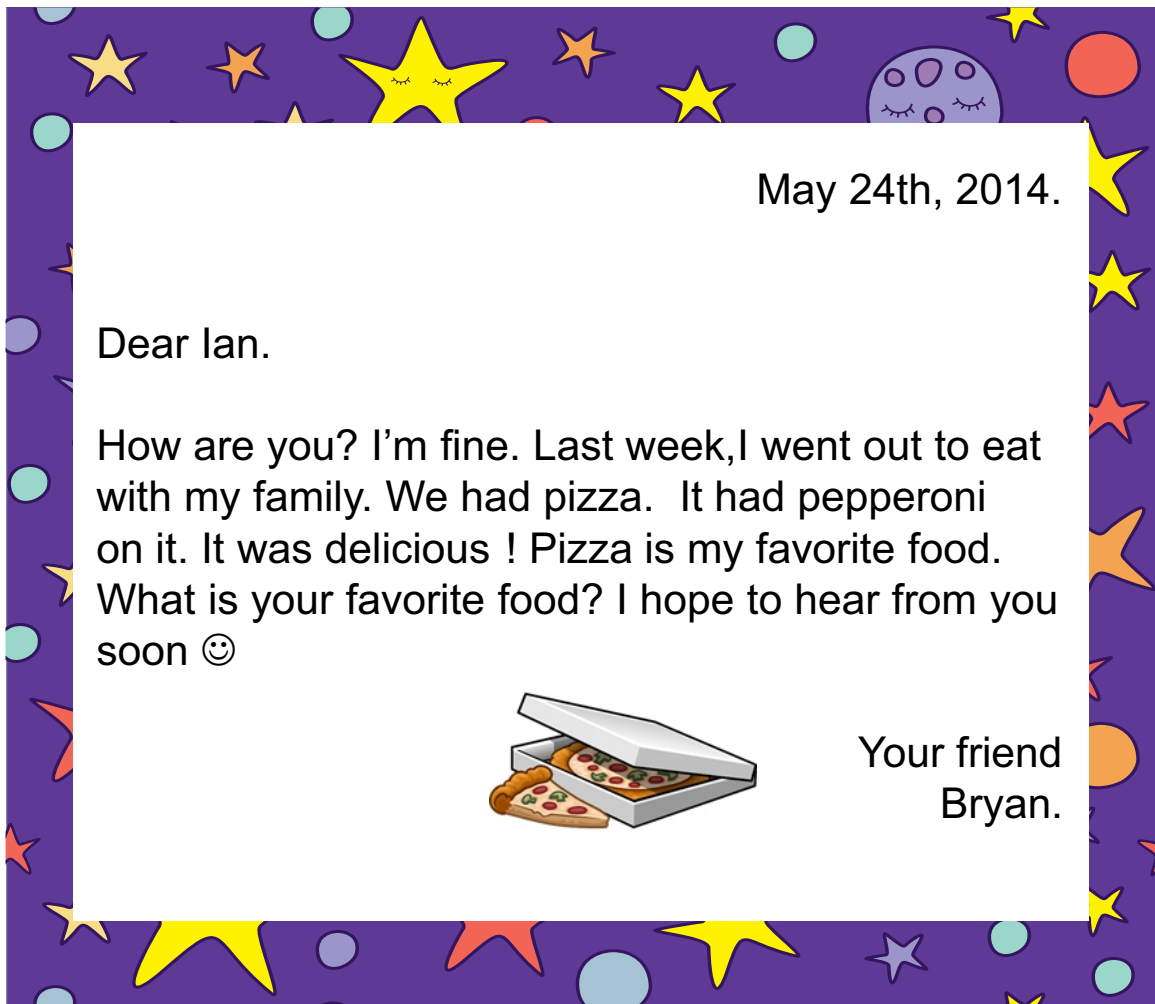
Hi Jesse.
I'm having a party next weekend at my house. It's my birthday! Would you like to come?
It'll be fun! Lots of people from my school are coming.
Hope you can come.

Hugs,
Eddie.

Activity 12

A Friendly Letter

Follow the instructions below to circle the parts of a letter using different colors.
Put a check mark on the parts after you finish.



_____ Circle the **Closing** **Green**

_____ Circle the **Signature** **Pink**

_____ Circle the **Date** **Blue**

_____ Circle the **Body** **Red**

_____ Circle the **Greeting** **Orange**

Activity 13

Would you Come?

Write the letter below in the right order.

Your friend

Dear Tom

February 7th, 2019.



Hey my friend, would you like to come over to my house? We can play football, watch a movie or play videogames. Call me if you want to come.

Johnny.

[illegible]

Activity 14

Write a Letter

Write a letter to a friend. Remember to include all the parts shown in the template.

A diagram of a letter template with various parts labeled in colored ovals:

- Greeting** (green oval): Points to "Dear Mandy."
- Body** (blue oval): Points to "I can't wait for the soccer game!"
- Date** (red oval): Points to "June 2nd, 19"
- Closing** (green oval): Points to "Sincerely"
- Signature** (pink oval): Points to "Anna."

The letter content is as follows:

June 2nd, 19

Dear Mandy.

I can't wait for the soccer game!

.....

Sincerely

Anna.

A blank letter template with a beige background and red and blue striped borders on the left and right sides. The template includes lines for writing and labels for each part:

Date:

Greeting:

Body:

Closing:

Signature:

Activity 15

Vocabulary

Vocabulary. Look at the images and read.



Read and complete the sentences using the vocabulary.

1).- I can write a _____ to my cousins in Mexico City



2).- Last year my school class went to a _____.



3).- I like to go to the _____ with my family.

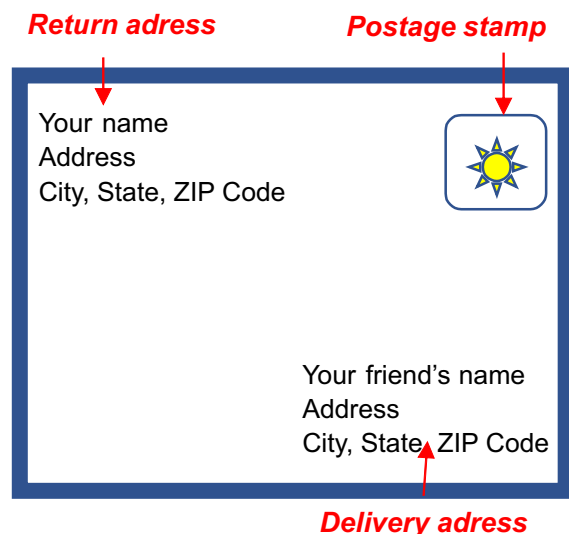


Activity 16

Letters and E-mails

Look and read.

Figure 1: envelope



A letter is a great way to communicate with other people when you are away from them. You will need an envelope a post stamp and a sheet of paper. It's really easy to write a letter, you just need to fill the envelope like the figure 1, and then write the letter like figure 2.

Check Marla's letter and label Ana's response.

Figure 2: Letter

Cd. Victoria, Tam. August 26th, 2020

Dear cousin Ana:

How are you?, I write this letter to let you know that my parents told me that we will go to your house on Christmas vacations.

I can't wait to see you, my uncle, and aunt again. It will be really fun!

Take care and see you soon.

Your cousin:

Marla

Cd. Reynosa, Tam. August 30th, 2020

Dear cousin Marla:

That's great!, I'm really glad to know that you and your family will be here on Christmas.

There are a lot of activities that I want to do, like playing going to the park and visiting the museum.

See you soon.

Your cousin:

Ana

Activity 17

Letters and E-mails

Look, read and answer.

To:	Carlos123@mymail.com
Subject:	Soccer season starts.

Hey Carlos:

How are you?, just to remind you that soccer season starts next month. Be sure to get your soccer shoes.

See you.

Daniel.

Another great way to communicate is by using the e-mail. This is a letter too, but you can send it through the internet using a computer or a cell phone, and it is practically instantaneous.



Complete the response from Carlos to Daniel using the wordbank.

Wordbank

- daniel456@themail.com
- Got your message
- soccer shoes
- See you.

To:	_____
Subject:	Thanks!

Hey Daniel:

_____. Thank you for telling me. I will have my _____ ready by then.

Carlos.

Activity 18

Happy Family Vacation

Look, read and complete the letter using the vocabulary.

Cd. Nvo. Laredo, Tam.

August 26th, 2021

Dear Aunt Celia:

How are you?,

This _____ is to tell you about the great _____

of this summer. My _____ and I went to the _____

We made _____ and swam in the _____. It

was really fun.

The _____ was delicious. I took a lot of pictures with

my _____. I'll send them to you soon.

I hope you come with us next time.

Your nephew;

Francisco



Activity 19

A Visit to the Museum

Look, read and complete the letter using the vocabulary.

To:

lina_2010@mymail.com

Subject:

Museum trip!

Hi Lina:

How are you?, Guess what?. Last week I

went with my classmates to a _____.



It was an exhibit about _____. We could see



many _____ and learn many things about



them through simulations in a _____.



The museum _____ was really fun, and he gave



us all the _____ we needed.



Check the photos I sent you with this e-mail.

Fernanda.

Museum1.jpg

Museum2.jpg

Msm.mp4

Activity 20

Writing a Letter

Observe activities 16 and 18, complete the envelope and write the letter about a personal experience.

The diagram illustrates the components of an envelope and a letter. The envelope is shown at the top, with a large rectangular area for the return address, a small square area for the postage stamp, and a rectangular area for the delivery address. The letter template below is enclosed in a large rectangle and contains several labeled sections: a heading at the top right, a greeting at the top left, a body with horizontal lines for writing in the center, a closing at the bottom left, and a signature at the bottom right. Red arrows point from the labels to their respective boxes or areas.

Return address

Postage stamp

Delivery address

Heading

Greeting

Body

Closing

Signature

Activity 21

Writing an E-mail

Observe activities 17 and 19, and write an e-mail to a friend.

To:	
Subject:	

Hi _____:



REFERENCIAS

Referencia Bibliográfica

Co-authors 14. (2020) . Hot to write a letter. [Imagen] Recuperado de : <https://www.wikihow.com/Write-a-Letter-of-Request>

William L. (2020) . How many stamps do you need to send a letter? . [Imagen]
Recuperado de : <https://firstquarterfinance.com/how-many-stamps-do-i-need-to-send-a-letter-package/>

Lorraine S. (2017). 4 MYTHS ABOUT USING A BRANDED EMAIL FOR BUSINESS. [imagen]. Recuoerado de <https://blog.verisign.com/getting-online/4-myths-about-using-a-branded-email-for-business/>

Jessica and Alan. (2020) . 17 Useful English Greetings for English Learners. [imagen]
Recuperado de : <https://www.fluentu.com/blog/english/english-greetings-expressions/>

Anónimo(2019) Farewell. [imagen] Recuperado de <https://www.clipartkey.com/search/farewell/>

Anónimo. (2020) . Envelope. Recuperado de https://www.pngkit.com/view/u2w7a9r5i1i1y3u2_envelope-clipart-picture-envelope-clip-art/ ">Envelope Clipart Picture - Envelope Clip Art @pngkit.com

Anónimo. (2018). How to write an obituary. [Imagen] Recuperado de <https://www.bobhooperhouse.org/2018/01/11/how-to-write-an-obituary/>

Anónimo. (2020). Clipartlogo. [Imagen] Recuperado de : <https://images.clipartlogo.com/files/istock/previews/9503/95034557-little-boy-running-fast.jpg>

Llanas, Williams and Flavel. (2019) Go English! Activity Book 4. Mexico. Macmillan Education. P.120

Llanas, Williams and Flavel. (2019) Go English! Activity Book 4. Mexico. Macmillan Education. P.116

Secretaria de Educación Pública (2017). APRENDIZAJES CLAVE PARA LA EDUCACION INTEGRAL. Lengua extranjera. Ingles. Educación Básica MÉXICO, SEP.

Alvarado Jantus, L. (2019) Hands on! 4 Mexico: McMillan EducationCompany

Referencia Iconográfica

Anónimo (2020). Envelope Clip Art –Letter. NetClipart [Image]. Recuperado de https://www.netclipart.com/isee/iwbibi_free-to-use-public-domain-envelope-clip-art/

Anónimo (2020). Vacation. NetClipart [Image]. Recuperado de https://www.netclipart.com/isee/ihhmbJT_vacation-png/

Anónimo (2020). Beach vacationillustration. NetClipart [Image]. Recuperado de https://www.netclipart.com/isee/mTbTbx_beach-vacation-illustration-beach-vacation-vector-22661453-beach/

Anónimo (2020). Car free clipart. NetClipart [Image]. Recuperado de https://www.netclipart.com/isee/TomoR_car-free-clipart-free-clip-art-images-blue/

Anónimo (2020). Sea Clip Art. NetClipart [Image]. Recuperado de https://www.netclipart.com/isee/iJihxo_clip-freeuse-stock-ground-png-clip-art-sea/

Anónimo (2020). Sand art and Play. NetClipart [Image]. Recuperado de https://www.netclipart.com/isee/TiJbmx_cartoon-art-and-sand-art-and-play/

Anónimo (2020). ClipartLabelingFood. NetClipart [Image]. Recuperado de https://www.netclipart.com/isee/JhTwb_clipart-labeling-food-clip-art-food-labels/

Anónimo (2020). SmileyFace Emoji With Black Background. NetClipart [Image]. Recuperado de https://www.netclipart.com/isee/xbwhww_smiley-face-emoji-with-black-background/

Anónimo (2020). Family Vector Cartoon Editorial Happy. NetClipart [Image]. Recuperado de https://www.netclipart.com/isee/booxwx_family-vector-cartoon-editorial-happy-download-hq-png/

"Designed by brgfx / Freepik"

Field Roblox (2020). Museum Png Page. NetClipart [Image]. Recuperado de https://www.netclipart.com/isee/iixwii_museum-png-page-field-trip-roblox/

Anónimo (2020). Dinosaur Cute. NetClipart [Image]. Recuperado de https://www.netclipart.com/isee/momJww_dinosaur-svg-dxf-dinosaur-cute-svg-files/

Companiondog (2020). FossilClipartHorseSkeleton. NetClipart [Image]. Recuperado de https://www.netclipart.com/isee/ihiRihx_fossil-clipart-horse-skeleton-companion-dog/

Anónimo (2020). Information Clip Art. NetClipart [Image]. Recuperado de https://www.netclipart.com/isee/xoxmib_information-clip-art-information-clipart/

HD Images (2020). ComputerClipart. NetClipart [Image]. Recuperado de https://www.netclipart.com/isee/ohwx_computer-clipart-hd-images-3-hd-wallpapers-computer/

Culture Clipart(2020). TouristGuide. NetClipart [Image]. Recuperado de https://www.netclipart.com/isee/ihJxJTb_culture-clipart-cultural-tourism-tourist-guide-png/

Cell PhoneImages (2020). Cell Phone. NetClipart [Image]. Recuperado de https://www.netclipart.com/isee/wbiwRx_cell-phone-png-cell-phone-images-free/

