



**DECEMBER**

El “Cuadernillo de Actividades de Cuarto Grado de Educación Primaria” fue elaborado por personal académico del PRONI en Tamaulipas.

**Investigación de contenido y diseño de actividades**

Rosalva Edith Castillo Flores  
Francisco Javier Rangel Murillo  
Gabriel Isaí Ortiz Pérez  
Delfina Madhaí Ortiz Salinas  
Alain Rodrigo Bautista Jaime

**Revisión y traducción**

Lorenia Valles Canales

**Apoyo**

Julia Adriana Sotelo Chapa

**Diseño de imagen institucional y recopilación de gráficos.**

Sandra Isabel Moncada Ramírez

D.R. Secretaría de Educación de Tamaulipas  
Calzada General Luis Caballero S/N  
C.P. 87078  
Fracc. Las Flores  
Ciudad Victoria, Tamaulipas.

# ÍNDICE

## DECEMBER

<b>Activity 1: Help!</b> .....	2
<b>Activity 2: Helping or Getting Help?</b> .....	3
<b>Activity 3: Places where I can get help and help others</b> .....	4
<b>Activity 4: Identify the Expressions</b> .....	5
<b>Activity 5: At the Mall</b> .....	6
<b>Activity 6: What's the dialogue about?</b> .....	7
<b>Activity 7: Which is the right route?</b> .....	8
<b>Activity 8: Excuse me teacher, May I .....?</b> .....	9
<b>Activity 9: When I asked for help</b> .....	10
<b>Activity 10: Offering Help</b> .....	11
<b>Activity 11: Finding the Expressions</b> .....	12
<b>Activity 12: What's Next?</b> .....	13
<b>Activity 13: Christmas Word Hunt</b> .....	14
<b>Activity 14: Christmas Craft Card</b> .....	15

## REFERENCIAS

Bibliográficas .....	16
Iconográficas .....	16

# Activity 1

## Help!

Read the expressions to offer and ask for help in different situations.

Expressions to Offer Help	Responses
1. Would you like some help? 2. Can I help you? 3. Can I give you a hand? 4. Do you need any help? 5. Do you need anything else?	1. Yes, that would be great. 2. Thanks! 3. No, thanks. 4. That would be so kind. 5. Yes, would you bring me ...
Expresiones para dar ayuda	Respuestas
1. ¿Te gustaría algo de ayuda? 2. ¿Puedo ayudarte? 3. ¿Te doy una mano? 4. ¿Necesitas ayuda? 5. ¿Necesita algo más?	1. Si, eso estaría bien. 2. ¡Gracias! 3. No, gracias. 4. Eso sería tan amable. 5. Sí, me traerías ...

Expressions to Ask for Help	Responses
1. Could you give me a hand? 2. Would you mind helping me out? 3. Could you help me, please? 4. Would you bring me ....? 5. Could you show me ...? 6. Do you have ....? 7. Excuse me, where is the .....?	1. Certainly. 2. Not at all. 3. My pleasure. 4. Sure! 5. Of course! 6. Sorry, I don't have .... 7. It's on the next block.
Expresiones para pedir ayuda	Respuestas
1. ¿Podrías darme una mano? 2. ¿Te importaría ayudarme? 3. ¿Podrías ayudarme, por favor? 4. ¿Me traerías ....? 5. ¿Podrías mostrarme ...? 6. ¿Tienes ....? 7. ¿Disculpa, dónde está la .....?	1. Ciertamente. 2. De ninguna manera. 3. Un placer. 4. ¡Seguro! 5. ¡Por supuesto! 6. Lo siento, no tengo .... 7. Está en la siguiente cuadra.

## Activity 2

### Helping or Getting Help?

Read the expressions to offer and ask for help in different situations, then write them in the correct box.

Expressions to ask for help.	Expressions to offer help.	Responses.
1.	1.	1.
2.	2.	2.
3.	3.	3.
4.	4.	4.






\*Would you like something to drink?  
 \*Can you give me a hand with the window?  
 \*How may I help you?  
 \*Thanks, but no thanks.  
 \*Of course!  
 \*Could you help me with math?

\*Yes, please.  
 \*Can I help you with math?  
 \*Would you bring me some lemonade?  
 \*Certainly!  
 \*Can I give you a hand with the window?  
 \*Can you tell me where is the mall?

## Activity 3

# Places where I can get help and help others.

Look at the images and write down the different places where we can get help and help others.



Restaurant  
Garden  
Supermarket

School  
Street  
Beach

Mall  
Circus  
House

# Activity 4

## Identify the Expressions

Read the dialogue, identify the places and complete the sentences.

**Waiter:** \_\_\_\_\_?

**Customer:** Yes please, I would like a grilled cheese sandwich.

**Waiter:** Sure, what would you like to drink?

**Customer:** \_\_\_\_\_.



At the



At the

**Mom:** Could you give me a hand this weekend?

**Melie:** \_\_\_\_\_, How would you like me to help you?

**Mom:** Cleaning and \_\_\_\_\_

**Security guard:** Hello, \_\_\_\_\_ your temperature?

**Customer:** Hi, of course, no problem.



At the

may I check  
Sure  
Lemonade, please.  
Would you like to order?  
planting some flowers.

### Places

Garden  
Restaurant  
Mall

## Activity 5

### At the Mall

Read the dialogue and match the images with the questions below. Use a color code.

**Salesgirl:** Hello! May I help you?

**Customer:** Yes, I'm looking for a pair of jeans.

**Salesgirl:** What size do you need?

**Customer:** I'm not quite sure, I think medium size.

**Salesgirl:** How about this one?

**Customer:** Yes, those are nice. Can I try them on?

**Salesgirl:** Certainly. The fitting room is over there.

**Customer:** Thank you!

**Salesgirl:** How do they fit?

**Customer:** Really great! I'll take them please.

**Salesgirl:** Ok. How would you like to pay?

**Customer:** Do you take credit card?

**Salesgirl:** Yes, we do: Visa, Master Card and American Express.

**Customer:** Ok, here's my Visa.

**Salesgirl:** Thank you. Have a nice day!

**Customer:** Thank you, and goodbye.



➡ a) How would you like to pay?

➡ b) What size are you?

➡ c) May I help you?





## Activity 6

### What's the Dialogue About?

Read the dialogues and match them to the pictures.

1


**A:** Good morning.  
May I have your ticket, please?  
**B:** Here you are.  
**A:** Thank you. Would you like to be in a smoking or non-smoking area?  
**B:** Non-smoking, please.  
**A:** Would you like a window or an aisle seat?  
**B:** An aisle seat please.

2

**A:** Good afternoon. Can I see the menu, please?  
**B:** Certainly, here you are.  
**A:** Thank you, I'll have a green salad.  
**B:** Would you like something to drink?  
**A:** Yes, I would like a coke.  
**B:** Can I get you anything else?  
**A:** No, thanks.

3

**A:** Excuse me. Could you tell me if there's a supermarket near here?  
**B:** Yes, there's one.  
**A:** How can I get there?  
**B:** At the traffic light, take the first turn left and go straight one block, it's on the left side.  
**A:** Is it far?  
**B:** Not really.



## Activity 7

### Which is the Right Route?

Look at the map, read the directions given and circle the option that will help you get to the bus station easily.






**Hi! Can you help me, please? I need to go to the bus station.  
How can I get there?**

- a)** Turn left on Green Street, walk three blocks and turn right, on the corner you will find the bus station.
- b)** Go straight to the north, walk two blocks and on the roundabout make a right turn on King's Road, next to the book shop you'll see the bus station.
- c)** You're going to walk on Bond Street to the south, walk straight two blocks and turn to the left on Queen's Road, the bus station is right on the left, next to the theatre.

## Activity 8

### Excuse Me Teacher, May I ...

Write down the expressions you use to ask for help in every day situations at school.

May I come in?  
May I speak?  
May I go to the restroom?

May I sharpen my pencil?  
May I drink some water?  
May I throw away the trash?

## Activity 9

# When I Asked for Help

Think about a specific situation when you asked for help, draw about it and answer the questions.



1. When was the last time you were helped by someone?

---

2. What was the help for?

---

3. Where did it happen?

---

4. When did it happen?

---

5. Who helped you?

---

## Activity 10

# Offering Help

Look at the situation in the image and answer the questions.



1. Who offers help?

---

2. Who accepts help?

---

3. What help is required?

---

4. What do you do when you need help?

---

# Activity 11

## Finding the Expressions

Read the dialogue, then copy the correct expression from the dialogue and write it where it corresponds.

**Bill:** Hi, Ben. What's the matter?

**Ben:** I don't know Bill, my computer doesn't work, I don't see anything on the screen.

**Bill:** May I help you?

**Ben:** No, thanks. I think it only needs some power.

**Bill:** Do you have your battery charger here?

**Ben:** Oops! I don't know. Let me see. Yes! Here it is.

**Bill:** Fantastic!



1. Bill offers help to Ben:

---

2. Ben rejects Bill's help:

---

3. Ben expresses his idea:

---

---

## Activity 12

### What's Next?

Complete these dialogues with your own ideas. You can use the previous activities as examples.

A: Hi, \_\_\_\_\_ you?

B: I'm fine, \_\_\_\_\_.

A: Those \_\_\_\_\_ look heavy.

\_\_\_\_\_ like me to \_\_\_\_\_ you?

B: Yes, \_\_\_\_\_!



A: Hello! \_\_\_\_\_ get your order?

B: Yes, \_\_\_\_\_ bring me a burger, please.

A: \_\_\_\_\_ something to \_\_\_\_\_?

B: A cup of coffee please.

A: \_\_\_\_\_!



A: Excuse me teacher, \_\_\_\_\_ go to the  
\_\_\_\_\_, please?

B: Yes, \_\_\_\_\_.

A: \_\_\_\_\_ you, teacher.

B: You're welcome!



# Activity 13

## Christmas word hunt

Find the Christmas words from the word search.



X	L	G	I	V	I	N	G	H	F	E	W	X	D	S
N	K	Z	E	N	A	C	Y	D	N	A	C	G	H	F
P	J	Z	X	R	Y	Q	G	I	H	O	O	F	B	O
J	T	S	A	N	T	A	X	E	W	T	O	P	V	O
W	C	Q	R	T	R	H	J	I	O	L	K	L	W	D
H	F	M	S	R	E	Y	Q	D	E	W	I	G	Q	B
G	A	A	G	T	E	U	L	P	T	R	E	W	R	J
I	Z	A	R	K	O	L	P	T	D	S	S	F	U	I
E	X	G	Q	Z	F	G	U	O	I	L	F	E	D	S
L	W	P	I	A	F	U	J	Y	X	F	H	I	O	T
S	D	X	F	F	A	T	L	S	O	U	T	F	L	H
J	J	W	S	F	T	G	Y	J	K	L	I	W	P	G
R	T	X	Q	F	H	S	Y	U	I	T	N	K	H	I
N	N	O	R	T	H	P	O	L	E	W	D	P	G	L
B	F	V	B	G	R	E	U	K	I	D	G	Q	K	O

Santa  
Cookies  
Tree  
North Pole

Gifts  
Candy cane  
Giving  
Rudolph

Toys  
Sleigh  
Food  
Lights





## Activity 14

### Christmas Craft Card

Make a christmas card for a loved one (mom, dad, sister, brother, friend), use your imagination and the images below.



# MERRY CHRISTMAS



## REFERENCIAS

### Referencia Bibliográfica

Secretaria de Educación Pública (2017). APRENDIZAJES CLAVE PARA LA EDUCACION INTEGRAL. Lengua extranjera. Ingles. Educación Básica MÉXICO, SEP.

Alvarado Jantus, L. (2019) Hands on! 4 Mexico: McMillanEducationCompany.

### Referencia Iconográfica

Kuba (2020). Pink T-Shirt. Public Domain Files. [Image] Recuperado de:  
[http://www.publicdomainfiles.com/show\\_file.php?id=13938604215799](http://www.publicdomainfiles.com/show_file.php?id=13938604215799)

Anónimo (2020). Traffic light. PNG All. [Image] Recuperado de:  
<http://www.pngall.com/traffic-light-png/download/10721>

Anónimo (2020). Restaurant waiter. DLPNG. [Image] Recuperado de:  
<https://dlpng.com/png/1655731>

Anónimo (2020). Lemonade. Clipart. [Image] Recuperado de:  
<https://webstockreview.net/images/juice-clipart-lemonade-stand-2.png>

Anónimo (2020). Window. Clipart. [Image] Recuperado de:  
<https://webstockreview.net/images/city-clipart-windows-17.png>

Anónimo (2020). Cruzando la calle con mi abuelita. Shutterstock. [Image] Recuperado de: <https://www.shutterstock.com/es/image-illustration/polite-little-girl-helps-smiling-old-1459169690>

Anónimo (2020). Haciendo los deberes. Shutterstock. [Image] Recuperado de:  
<https://www.shutterstock.com/es/image-vector/family-cleaning-house-father-mother-kids-1347207506>

Anónimo (2020). Woman cashier in supermarket. Pinterest. [Image] Recuperado de:  
<https://in.pinterest.com/pin/344384702761185089/>

Anónimo (2020). Profesor enseñando. Freepik. [Image] Recuperado de:  
[https://www.freepik.es/vector-premium/profesor-ensenando-leccion-clase\\_2498984.htm](https://www.freepik.es/vector-premium/profesor-ensenando-leccion-clase_2498984.htm)

Cutfile (2014). Shopping mall corridor. Cutfilefree. [Image] Recuperado de:  
<https://cutfilefree.blogspot.com/2014/06/free-shopping-mall-corridor-with.html>

Anónimo (2020). Cute couple eating. Freepik. [Image] Recuperado de:  
[https://www.freepik.com/free-vector/cute-couple-eating-dinner-restaurant\\_1257811.htm](https://www.freepik.com/free-vector/cute-couple-eating-dinner-restaurant_1257811.htm)

"Designed by brgfx / Freepik"

Anónimo (2020). Beach. Pinterest. [Image] Recuperado de:  
<https://www.pinterest.com.mx/pin/561683384759752890/>

Anónimo (2020). Jardín. Pinterest. [Image] Recuperado de:  
<https://www.pinterest.com.mx/pin/412994228304921731/>

Blue Ring Media (2020). Kids at the circus. Shutterstock. [Image] Recuperado de:  
<https://www.shutterstock.com/es/image-vector/children-circus-ticket-booth-illustration-342486791>

Anónimo (2020). Mujer y niña en el jardín. Freepik. [Image] Recuperado de:  
[https://www.freepik.com/premium-vector/woman-girl-mother-daughter-gardening-together-planting-flowers-garden-motherhood-child-rearing\\_5781308.htm#page=1&query=garden&position=2](https://www.freepik.com/premium-vector/woman-girl-mother-daughter-gardening-together-planting-flowers-garden-motherhood-child-rearing_5781308.htm#page=1&query=garden&position=2)

Anónimo (2020). Security Guard. Freepik. [Image] Recuperado de:  
[https://www.freepik.com/free-vector/new-normal-entrance-shops\\_8945101.htm#page=2&query=shopping+mall&position=27](https://www.freepik.com/free-vector/new-normal-entrance-shops_8945101.htm#page=2&query=shopping+mall&position=27)

Anónimo (2020). Aeropuerto. Ytimg. [Image] Recuperado de:  
<https://i.ytimg.com/vi/bcPcLzKMHuU/maxresdefault.jpg>

Anónimo (2020). Mujer y hombre con mochila. Shutterstock. [Image] Recuperado de:  
<https://medium.com/@mdrahatislaminfo/a-dialogue-between-two-people-on-asking-for-directions-or-location-bba439dba441>

Anónimo (2020). Map. British Council. [Image] Recuperado de:  
[https://learnenglishteens.britishcouncil.org/sites/teens/files/null/listening\\_map\\_a2\\_v1\\_1.jpg](https://learnenglishteens.britishcouncil.org/sites/teens/files/null/listening_map_a2_v1_1.jpg)

Anónimo (2020). Boy running washroom. WordPress. [Image] Recuperado de:  
<https://ritarussell.files.wordpress.com/2012/03/washroom.jpg>

Anónimo (2020). Boy drinking water. VectorStock. [Image] Recuperado de:  
<https://cdn3.vectorstock.com/i/1000x1000/22/62/cute-boy-cartoon-drinking-water-vector-11142262.jpg>

Anónimo (2020). Boy entering the classroom. Freepik. [Image] Recuperado de:  
[https://www.freepik.es/vector-premium/ilustracion-nino-abriendo-puerta\\_2424777.htm](https://www.freepik.es/vector-premium/ilustracion-nino-abriendo-puerta_2424777.htm)

Anónimo (2020). Pencil. Free PNG Logos. [Image] Recuperado de:  
[https://www.google.com/imgres?imgurl=https://www.freepnglogos.com/uploads/pencil-png/pencil-clipart-background-ourclipart-9.png&imgrefurl=https://www.freepnglogos.com/pics/pencil&tbnid=ikm6cf\\_i-z815M&vet=1&docid=H2jUeNvFUO1BOM&w=800&h=799&q=pencil+clear+background+FREE+IMAGES&source=sh/x/im](https://www.google.com/imgres?imgurl=https://www.freepnglogos.com/uploads/pencil-png/pencil-clipart-background-ourclipart-9.png&imgrefurl=https://www.freepnglogos.com/pics/pencil&tbnid=ikm6cf_i-z815M&vet=1&docid=H2jUeNvFUO1BOM&w=800&h=799&q=pencil+clear+background+FREE+IMAGES&source=sh/x/im)

Pablo\_05 (2013). Sacapuntas. Dibujos.net. [Image] Recuperado de:  
<https://galeria.dibujos.net/colegio/sacapuntas-ii-pintado-por-pablo05-9809268.html>

Anónimo (2020). Tirando basura. Clipartstation. [Image] Recuperado de:  
<https://clipartstation.com/wp-content/uploads/2017/11/throw-rubbish-in-dustbin-clipart-5.jpg>

Anónimo (2020). Boy raising hand. Freepik. [Image] Recuperado de:  
[https://www.freepik.com/free-vector/school-boy-raising-hand-classroom-answer-cartoon-characters-elementary-school-education-process-cute-cartoon-character-flat-vector-illustration-white-background\\_9394945.htm](https://www.freepik.com/free-vector/school-boy-raising-hand-classroom-answer-cartoon-characters-elementary-school-education-process-cute-cartoon-character-flat-vector-illustration-white-background_9394945.htm)

Anónimo (2020). Boy helping old woman. Pbs. [Image] Recuperado de:  
<https://pbs.twimg.com/media/DexfZk4X4AEOr6w.jpg>

Anónimo (2020). Businessman tired working with low battery. Freepik. [Image] Recuperado de: [https://image.freepik.com/free-vector/businessman-tired-working-with-low-battery\\_77417-18.jpg](https://image.freepik.com/free-vector/businessman-tired-working-with-low-battery_77417-18.jpg)

Anónimo (2020). Laptop. Clker. [Image] Recuperado de:  
[https://www.clker.com/cliparts/4/6/d/b/1206564417523475405ericlmerdy\\_laptop.svg.med.png](https://www.clker.com/cliparts/4/6/d/b/1206564417523475405ericlmerdy_laptop.svg.med.png)

Anónimo (2020). Cup of coffee. Pinimg. [Image] Recuperado de:  
<https://i.pinimg.com/originals/97/61/87/97618772c6075d59a2fd4b0d52fafe2c.png>

Visual Generation (2020). Man carrying books. Dreamstime. [Image] Recuperado de:  
<https://www.dreamstime.com/college-student-carrying-heavy-pile-books-young-caucasian-white-tired-college-student-carrying-heavy-pile-books-image112445122>

Anónimo (2020). Girl standing asking permission. Kakigori. [Image] Recuperado de:  
<https://us.123rf.com/450wm/kakigori/kakigori1808/kakigori180800006/107433921-stock-vector-cute-little-young-girl-student-standing-raising-hand-asking-for-permission-to-go-to-the-toilet-peein.jpg?ver=6>

Anónimo (2020). Christmas sign. Yopriceville. [Image] Recuperado de:  
[https://gallery.yopriceville.com/var/albums/Free-Clipart-Pictures/Christmas-PNG/Transparent\\_Merry\\_Christmas\\_with\\_Presents\\_PNG\\_Clipart.png?m=1434276868](https://gallery.yopriceville.com/var/albums/Free-Clipart-Pictures/Christmas-PNG/Transparent_Merry_Christmas_with_Presents_PNG_Clipart.png?m=1434276868)

Anónimo (2020). Santa. Freepik. [Image] Recuperado de:  
[https://image.freepik.com/vector-gratis/dibujos-animados-santa-claus-llevando-saco\\_29190-5064.jpg](https://image.freepik.com/vector-gratis/dibujos-animados-santa-claus-llevando-saco_29190-5064.jpg)

Anónimo (2020). Santa para colorear. Pinterest. [Image] Recuperado de:  
<https://www.pinterest.com.mx/pin/413416440785490120/>

