



# MARCH

El “Cuadernillo de Actividades de Segundo Grado de Educación Primaria”, fue elaborado por personal académico del PRONI en Tamaulipas.

**Investigación de contenido y diseño de actividades**

Rebeca Lizeth Martínez Leal  
Manuel Hiram Granados Blanco  
Doraly Kristel González Gaytán  
Karve Alejandra Martínez García  
Gloria Huerta Domínguez  
Flor Cecilia Núñez Díaz

**Revisión y traducción**

Lorenia Valles Canales

**Apoyo**

Julia Adriana Sotelo Chapa

**Diseño de imagen institucional**

Sandra Isabel Moncada Ramírez

D.R. Secretaría de Educación de Tamaulipas  
Calzada General Luis Caballero S/N  
C.P. 87078  
Fracc. Las Flores  
Ciudad Victoria, Tamaulipas.

# ÍNDICE

## MARCH

<b>Activity 1:</b> Parts of a Book .....	2
<b>Activity 2:</b> Front Cover Elements .....	3
<b>Activity 3:</b> Fairy tale .....	4
<b>Activity 4:</b> Vocabulary of the Fairy Tale .....	8
<b>Activity 5:</b> Word Search .....	9
<b>Activity 6:</b> I Like to Read About .....	9
<b>Activity 7:</b> Elements of the Fairy Tale .....	10
<b>Activity 8:</b> Story Map .....	11
<b>Activity 9:</b> Emotions .....	12
<b>Activity 10:</b> Actions .....	13
<b>Activity 11:</b> Action Words .....	13
<b>Activity 12:</b> Actions and Feelings .....	14
<b>Activity 13:</b> Story Sequence .....	15
<b>Activity 14:</b> Animals' Natural Homes .....	16
<b>Activity 15:</b> Separate the Words .....	17
<b>Activity 16:</b> Bear Mask .....	18

## REFERENCIAS

<b>Bibliográficas</b> .....	19
<b>Iconográficas</b> .....	19

# Activity 1

## Parts of a Book

Read. Identify. Write on the lines the parts of a book in alphabetical order.

### Parts of a Book



1. \_\_\_\_\_
2. \_\_\_\_\_
3. \_\_\_\_\_
4. \_\_\_\_\_
5. \_\_\_\_\_
6. \_\_\_\_\_

## Activity 2

# Front Cover Elements

Cut. Glue the label in the correct box.

### Front Cover Elements



title

illustrator

author

picture

## Activity 3

### Fairy tale

Read. Listen and practice.

## Goldilocks and the Three Bears



Once upon a time there was a little girl. Her name was Goldilocks. She had golden hair.

One day Goldilocks was walking in the forest. She saw a house and knocked the door. She went inside. Nobody was there.







Goldilocks saw three bowls on the table. She was hungry.

'This porridge is too hot! This porridge is too cold! This porridge is just right!' Goldilocks ate all the porridge.



Goldilocks was tired now. 'This chair is too big! This chair is too big, too! This chair is just right!' But the chair broke!



Goldilocks was very tired. She went upstairs. 'This bed is too hard! This bed is too soft! This bed is just right!'



Soon the bears came home.



'Someone's been eating my porridge!', said Daddy Bear.

'Someone's been eating my porridge!', said Mummy Bear.

'Someone's been eating my porridge - and it's all gone!' said, Baby Bear.



'Someone's been sitting on my chair!', said Daddy Bear.

'Someone's been sitting on my chair!', said Mummy Bear.

«Someone's been sitting on my chair - and it's broken!, 'said Baby Bear.





'Someone's been sleeping in my bed!', said Daddy Bear.

'Someone's been sleeping in my bed!', 'said Mummy Bear.



Goldilocks woke up and saw the three bears. 'Help!' She ran downstairs and into the forest. She never came back again.

## Activity 4

# Vocabulary of the Fairy Tale

Look. Read and match.



girl  
golden  
hair  
forest  
bowl  
hungry  
chair  
bed  
bear  
sleep



## Activity 5

### Word Search

Find the words of Activity 4 in the wordsearch.



I	B	E	A	R	T	C	Q	S	N	Y	B
Z	T	E	V	W	E	H	A	B	F	G	H
G	O	L	D	E	N	A	W	O	O	P	X
I	C	N	G	Z	F	I	R	W	R	W	S
R	M	H	U	N	G	R	Y	L	E	J	L
L	R	P	A	H	L	E	C	X	S	K	E
O	A	Y	S	I	Q	D	V	O	T	M	E
J	B	E	D	V	R	H	A	I	R	U	P



## Activity 6

### I Like to Read About...

Circle your favorite topics to read about, and complete the sentence.



animals



Fairy tales



science



comics



sports



the space

I like to read about \_\_\_\_\_



# Activity 7

## Elements of the Fairy Tale

Look. Read and identify.

### Elements of the Fairy Tale

#### 1) Characters

The CHARACTERS are the **people, animals or things** that act out the story.

#### 2) Setting

The SETTING is the **time** and the **place** where the story occurs.

#### 3) Beginning

When the story **starts**. The characters are introduced.

The conflict or problem is sometimes presented.

#### 4) Middle

Events happen.

The conflict or problem is trying to be solved.

#### 5) Ending

A solution is found for the problem.

The conflict or problem is solved.



## Activity 8

# Story Map

Identify the parts of the Story Map and complete it according to “Goldilocks and the Three Bears” story. You can also use drawings.

**Title:**

**Characters:**

**Setting:**

**Beginning:**

**Middle:**

**Ending:**



## Activity 9

# Emotions

Match the word to the correct picture.



happy

angry


sad

surprised

hungry

scared

tired



How do you feel today? \_\_\_\_\_

Read the sentences. Then write the correct feeling.

1. My brother and I have a new toy! We feel \_\_\_\_\_

2. I played a lot with my friends. I feel \_\_\_\_\_

3. My father can't find his phone. He feels \_\_\_\_\_

4. It's late. My sister didn't eat breakfast. She feels \_\_\_\_\_

## Activity 10

### Actions

Read a part of “Goldilocks and The Three Bears”. Find and circle the words:  
-sleeping - eating - sitting.

Soon, the bears came home.

'Someone's been eating my porridge!', said Daddy Bear.

'Someone's been eating my porridge!', said Mummy Bear.

'Someone's been eating my porridge! – and it's all gone', said Baby Bear.

'Someone's been sitting on my chair!', said Daddy Bear.

'Someone's been sitting on my chair!', said Mummy Bear.

'Someone's been sitting on my chair! – and it's broken', said Baby Bear.

'Someone's been sleeping on my bed!', said Daddy Bear.

'Someone's been sleeping on my bed!', said Mummy Bear.

'Someone's been sleeping on my bed! – and she's still there', said Baby

## Activity 11

### Action Words

Look at the picture and circle the correct action.



sleeping / playing soccer



eating / walking



sitting / sleeping

## Activity 12

### Actions and Feelings

Read. Underline the actions. Circle the feelings.

1. 'Someone's been sitting on my chair!' said Daddy Bear.

2. Goldilocks was very tired now.

3. One day Goldilocks was walking in the forest.

4. Goldilocks saw three bowls on the table. She was very hungry.



## Activity 13

### Story Sequence

Read. Cut out the pictures and place them in the correct order.

1. I see Goldilocks.
2. I see a broken chair.
3. I see three bears.
4. I see Goldilocks sleeping.


First

Then

Next

Last




--	--	--	--



## Activity 14

# Animals' Natural Homes

Look. Cut out the pictures of the animals and glue them in their natural home.






# Activity 15

## Separate the Words

Rewrite the sentences and separate them word by word. You can check “Goldilocks and the three bears”

Example: Goldilocksandthethreebears.  
Goldilocks and the three bears.



1. OnedayGoldilockswaswalkinginthe forest.

---

2. Goldilockssawthreebowlsonthetable.

---

3. Thisporridgeistoocold!


---

4. Sherandownstairsandintothe forest.

---

5. Shenevercamebackagain.


---



## Activity 16

### Bear Mask

Color. Cut it out and wear it.



## REFERENCIAS

### Referencia Bibliográfica

SEP (2011) Programa Nacional de Inglés en Educación Básica. Segunda Lengua Inglés: ciclo 1.

SECRETARIA DE EDUCACION PÚBLICA.( 2017) Aprendizajes Clave para la Educación Integral Lengua Extranjera. Inglés. Educación básica MÉXICO, SEP.

### Referencia Iconográfica

“Designed by brgfx / Freepik”

Freepik. (2019f, mayo 9). Boy playing with a wheelbarrow walking his brother 4459489. Recuperado de [https://www.freepik.com/premium-vector/boy-playing-with-wheelbarrow-walking-his-brother\\_4459489.htm#page=1&position=10](https://www.freepik.com/premium-vector/boy-playing-with-wheelbarrow-walking-his-brother_4459489.htm#page=1&position=10)

Oso de Cartón. (2016, 22 noviembre). Recuperado de <http://www.brudiy.com/blog/posts/oso-carton/>

Literacy, A. O. (2020, 22 noviembre). Parts of a Book Poster & Worksheet. Recuperado de [https://abcsofliteracy.com/parts-of-a-book-poster-worksheet/?fbclid=IwAR3OcNoVbhZ9IqG3i4Dsx2ii\\_CXuKMItIjSyCAqblJaQnGfMeTywTe1O3Lk](https://abcsofliteracy.com/parts-of-a-book-poster-worksheet/?fbclid=IwAR3OcNoVbhZ9IqG3i4Dsx2ii_CXuKMItIjSyCAqblJaQnGfMeTywTe1O3Lk)

Freepik. (2020a, marzo 18). African people black man beautiful woman character in traditional tribal clothing dress in africa illustration ethnicity set of kids girl and boy in ethnic tribe costume 7294835. Recuperado de [https://www.freepik.com/premium-vector/african-people-black-man-beautiful-woman-character-traditional-tribal-clothing-dress-africa-illustration-ethnicity-set-kids-girl-boy-ethnic-tribe-costume\\_7294835.htm](https://www.freepik.com/premium-vector/african-people-black-man-beautiful-woman-character-traditional-tribal-clothing-dress-africa-illustration-ethnicity-set-kids-girl-boy-ethnic-tribe-costume_7294835.htm)

Goldilocks and the three bears. (2018, 6 febrero). Recuperado de <https://learnenglishkids.britishcouncil.org/es/goldilocks-and-the-three-bears>

Freepik. (2019, 12 diciembre). Set of empty bowls of different colors isolated 6320982. Recuperado de [https://www.freepik.com/premium-vector/set-empty-bowls-different-colors-isolated\\_6320982.htm#page=1&query=bowl&position=15](https://www.freepik.com/premium-vector/set-empty-bowls-different-colors-isolated_6320982.htm#page=1&query=bowl&position=15)

Freepik. (2020c, mayo 6). Cartoon forest background, nature park landscape 8067055. Recuperado de [https://www.freepik.com/free-vector/cartoon-forest-background-nature-park-landscape\\_8067055.htm#page=1&query=forest&position=8](https://www.freepik.com/free-vector/cartoon-forest-background-nature-park-landscape_8067055.htm#page=1&query=forest&position=8)

Freepik. (2020a, enero 27). Happy cute kid girl play jump rope 6689620. Recuperado de [https://www.freepik.com/premium-vector/happy-cute-kid-girl-play-jump-rope\\_6689620.htm#page=1&position=46](https://www.freepik.com/premium-vector/happy-cute-kid-girl-play-jump-rope_6689620.htm#page=1&position=46)

Freepik. (2020f, octubre 15). Blank empty speech bubbles vector illustration 10603801. Recuperado de [https://www.freepik.com/free-vector/blank-empty-speech-bubbles-vector-illustration\\_10603801.htm#page=1&query=speech%20bubble&position=0](https://www.freepik.com/free-vector/blank-empty-speech-bubbles-vector-illustration_10603801.htm#page=1&query=speech%20bubble&position=0)

Freepik. (2020c, mayo 4). Comic bright composition with explosive halftone rays 7997869. Recuperado de [https://www.freepik.com/free-vector/comic-bright-composition-with-explosive-halftone-rays\\_7997869.htm#page=1&query=comics&position=19](https://www.freepik.com/free-vector/comic-bright-composition-with-explosive-halftone-rays_7997869.htm#page=1&query=comics&position=19)

Freepik. (2019a, septiembre 20). Kids discuss homework 5564480. Recuperado de [https://www.freepik.com/premium-vector/kids-discuss-homework\\_5564480.htm#page=1&position=10](https://www.freepik.com/premium-vector/kids-discuss-homework_5564480.htm#page=1&position=10)

Freepik. (2020h, noviembre 25). Space exploring icons, planets, rocket or shuttle, telescope, alien ufo with asteroid in dark starry sky. 11297202. Recuperado de [https://www.freepik.com/free-vector/space-exploring-icons-planets-rocket-shuttle-telescope-alien-ufo-with-asteroid-dark-starry-sky\\_11297202.htm#page=1&query=rocket%20the%20space&position=9](https://www.freepik.com/free-vector/space-exploring-icons-planets-rocket-shuttle-telescope-alien-ufo-with-asteroid-dark-starry-sky_11297202.htm#page=1&query=rocket%20the%20space&position=9)

Freepik. (2020b, febrero 25). Happy cute little kid boy read story book with mom 7038240. Recuperado de [https://www.freepik.com/premium-vector/happy-cute-little-kid-boy-read-story-book-with-mom\\_7038240.htm#page=1&query=reading%20colorfuelstudio&position=0](https://www.freepik.com/premium-vector/happy-cute-little-kid-boy-read-story-book-with-mom_7038240.htm#page=1&query=reading%20colorfuelstudio&position=0)

Freepik. (2020g, julio 13). Happy cute little kid boy and girl do yoga pose 9173268. Recuperado de [https://www.freepik.com/premium-vector/happy-cute-little-kid-boy-girl-yoga-pose\\_9173268.htm#page=9&position=1](https://www.freepik.com/premium-vector/happy-cute-little-kid-boy-girl-yoga-pose_9173268.htm#page=9&position=1)

