

MARCH



El “Cuadernillo de Actividades de Quinto Grado de Educación Primaria”, fue elaborado por personal académico del PRONI en Tamaulipas.

Investigación de contenido y diseño de actividades

Rosa Elena Pérez García
Anaís Moreno Cuevas
Roberto Carlos Cano González

Revisión y traducción

Lorenia Valles Canales

Apoyo

Julia Adriana Sotelo Chapa

Diseño de imagen institucional y recopilación de gráficos

Sandra Isabel Moncada Ramírez

D.R. Secretaría de Educación de Tamaulipas
Calzada General Luis Caballero S/N
C.P. 87078
Fracc. Las Flores
Ciudad Victoria, Tamaulipas.

ÍNDICE

MARCH

Activity 1: Vocabulary	2
Activity 2: Paola's Vacations	3
Activity 3: My Last Vacations	4
Activity 4: Activities for the Day	5
Activity 5: Vacation Diary: New York	6
Activity 6: Vacation Diary: Cozumel	7
Activity 7: Comparative Poster	8
Activity 8: Country	9
Activity 9: Where Can You See a Message?	10
Activity 10: Crossword	11
Activity 11: Messages	12
Activity 12: How to Write an E-mail	13
Activity 13: Blog	14
Activity 14: Post It	15
Activity 15: Messages	16
Activity 16: Making a New Friend	17
Activity 17: Chat Conversation	18
Activity 18: Leaving a Message	19

REFERENCIAS

Bibliográficas	20
Iconográficas	20


Activity 1

Vocabulary

Write the words from the word bank under the correct pictures.

vacations continents language landscape snorkel
scuba-diving transportation suitcases

















Activity 2

Paola's Vacations

Read the text and write the titles of the sections.

Getting There

Accommodation

The Islands


Climate

Wildlife


My Trip to Galápagos Islands




It was a great family vacation!
We flew from L.A. to Mexico City.
Then we flew to the Galápagos Islands.



We stayed in a small hotel in
Santa Cruz, one of the islands.
We admired the wonderful
vegetation and visited the
Santa Cruz lava tunnels, too.



The Galápagos is an archipelago of
volcanic islands.



The Galápagos Islands are
on the Equator. It is always
hot there. But the ocean is
cold, and it rains quite often.



On the trip, we saw giant tortoises,
Galápagos penguins, marine iguanas,
lions, pelicans, sharks, and lava
lizards. It was an amazing trip!

Activity 3

My Last Vacations

Answer the questions with your own personal information.



1. Where did you go on your last vacation?

2. Who did you go with?

3. How did you travel?

4. What did you see on your vacation?

Make a drawing of what you loved the most about your vacation.

Activity 4

Activities for the Day

Mark (✓) the options that will make a perfect vacation day for you.



VACATION



Wake up: Early ☐ time: _____ Late: ☐ time _____

Breakfast : Room Service ☐ Restaurant ☐ No breakfast ☐

Food: _____

Activities:

Snorkel(see tropical fish) ☐ Scuba Dive (coral reef) ☐

Ruins(Tulum/take photos from the sea) ☐ Fishing (early start/cook fish later) ☐

Kayak(very realxing/sun tan lotion needed) ☐ Sunrise/ sunset(spectacular) ☐

Beach (read/ book/swim) ☐ Shopping center (ice cream/movies) ☐

Company: Family ☐ Friend (s) ☐

Transportation: Car ☐ Bus ☐ Bicycle ☐ Motorcycle ☐ By foot ☐

Return to hotel: Afternoon ☐ Evening ☐ Night ☐



Use your choices from the last activity to answer the following questions .

1. What time did you wake up? _____
2. Where did you have breakfast? _____
3. Where did you go? _____
4. What did you do there? _____
5. How did you get there? _____
6. Did you have fun? _____
7. What time did you get to the hotel? _____

Activity 5

Vacation Diary: New York

Read and number the paragraphs to put the diary entry in order.



____ Then, on our third day, we visited the Statue of Liberty and took a tour to Staten Island. We took loads of photos. We tried the famous cheesecake, and it was delicious.


____ The first thing we did was to go up the Empire State Building. The view from the top is amazing! Then we went to Central Park. We ate some hot dogs there. There were lots of people doing different activities and enjoying the splendid summer days.

____ Finally, we returned to our hotel and started packing to leave early next morning. We really enjoyed our stay and hope to return soon.

____ We arrived in New York at 10:00 AM. The weather was nice. It was sunny and warm. We were surprised to notice that many people speak Spanish. The city is full of Latin American .

____ On our second day in N.Y, we decided to walk around Manhattan, and do a little shopping.

Complete the chart with the information from the diary entry.



Place (City)	Weather	Food	Activities

Activity 6

Vacation Diary: Cozumel

Read the diary, and number the paragraphs in order.



○ Today, we visited some ancient ruins. They were built by the Mayan civilization. The Mayans have lived here since before the Spanish came. Some don't speak Spanish, they speak Mayan. They are like the Cherokee tribe, with the exception that here they don't live in reserves. Here.

○ I am tired tonight. We ate a big dinner. I ate ceviche. It was delicious. We don't eat raw fish in the United States. It was much nicer than hamburgers. I have finished packing because tomorrow will leave.

○ Today, we arrived to Cozumel. Everything is very different from Chicago. It's, January and it is hot here. In Chicago it is snowing. Today, I went swimming in the ocean. It is warm and

Make notes in the table with information about different countries.

Country	México	USA
Food		
Weather		
Indigenous people		
Languages		
Landscape		

Activity 7

Comparative Poster

Make a poster with the differences between México and an English-speaking country.

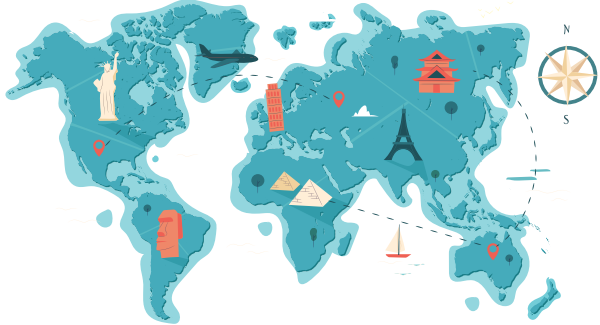
Instructions:

1. Choose a place to travel to and imagine the trip.
2. Write phrases to compare and contrast different aspects (the people, vegetation, weather, clothes, food, costumes, etc.)
3. Include images: photos or drawings to illustrate.

Activity 8

Country

Choose a country, investigate about the country you chose and answer.

Flag	Location 
Capital	Language
Weather	Size
Another interesting fact	

Activity 9

Where Can You See Messages?

Write the word under the pictures.

phones


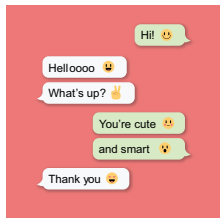
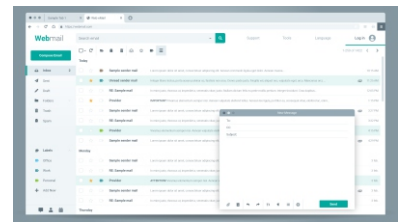

cellphone

note pads

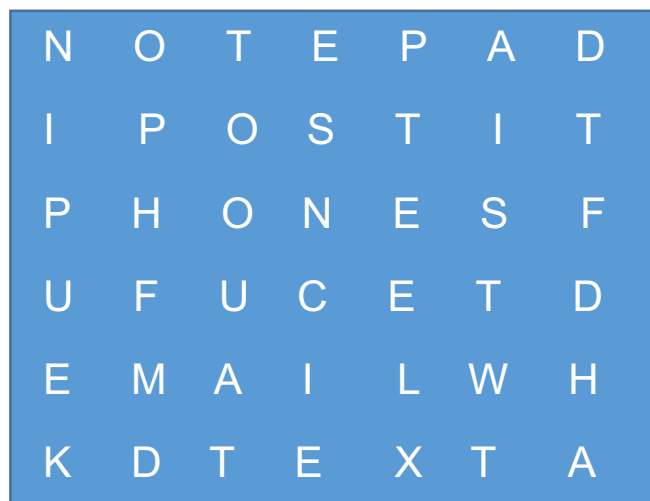
email

post it

text



Circle and write 5 places where you can see messages.



1. _____
2. _____
3. _____
4. _____
5. _____

Complete the crossword.

Complete the crossword.

Computer



1. A video camera you can use to have a video chat.
4. A written message addressed to a person.
6. An instant conversation over the internet.

2. A tool used to write and draw.
3. A journal on the internet.
5. An electronic machine that can process information.

Activity 11

Messages

Look at the messages and underline the following: sender, message and receiver.

sender / remitente

message / mensaje

receiver / destinatario

Fátima,

Remember to call Aunt Anne today.
It is her birthday!
Love

Mom.

Mom,

Could you pick me up from my training lesson?
My bike has broken.
Thanks!

Eddie

Tina,

Would you like to go to the movies with me this evening? There is a new movie. I want to see. Call me when you get home.

Fatima

Read the messages again and write the topics under each of them.

Invitation

Telephone call

Favor

Write the name of the person from the messages in the first activity.

1. She asked Fátima to call her aunt Anne. Mom
2. She would like to go to the movies. _____
3. He wants his mom to pick him up. _____
4. She was not home when her friend called. _____
5. He has a training lesson. _____

Activity 12

How to Write an E-mail

Read and answer the questions.



First, write the information on the boxes from the top.

Subject: Barbecue	Date: November 20 th
From: Susan <u>susan@mail.com</u>	To: David David07 <u>@mail.com</u>
<p>Hi David,</p> <p>There's a barbecue at my house on Saturday. It starts at 2: 00. Please come.</p> <p>Susan.</p>	

Always give an e-mail message a subject. It is very easy to forget this important information. Then start your e-mail with a greeting: "Hello" or "Hi" for friends and family. "Dear..." for more formal e-mails. In e-mails, a comma after the greeting is not necessary. After that, write a simple and clear message. E-mails are short. Finally, end your e-mail with your name. "Susan or Love", "Susan" for a friend, and "Susan Hart" for people you do not know well.

1. Where do you write the name of the recipient?

2. What is Susan's e-mail?

3. Why do you include the subject of the e-mail?

4. How do you greet a friend in an e-mail?

5. Do you put a comma after the greeting?

Activity 13

Blog

Read the blog and answer the question.

5th Grade Blog



Wednesday 17

Today we are having a spelling contest against other schools. We want to win!

MAY

S	M	T	W	T	F	S
						1
2	3	4	5	6	7	8
9	10	11	12	13	14	15
16	17	18	19	20	21	22
23	24	25	26	27	28	29
30	31					

Thursday 18

We are in the spelling finals! We have to be there next Monday at 10. We would like to win, so we are studying hard!

1. What contest are the students having? _____
2. When is the contest? _____
3. When are the finals? _____
4. At what time is the contest? _____
5. What are the students doing now? _____

Activity 14

Post It

Read and answer the question.

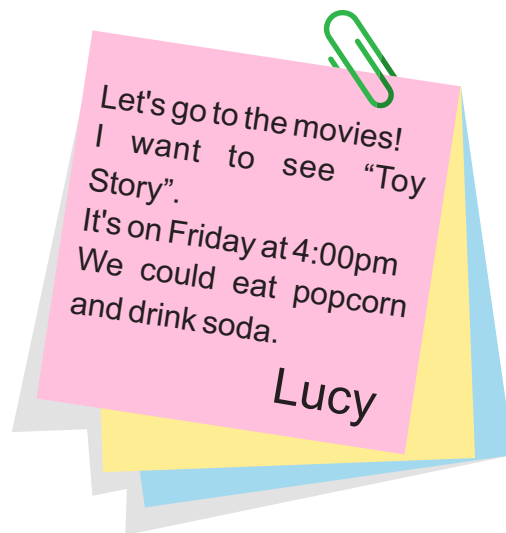
1. Where does Lucy want to go?

2. What movie does she want to see?

3. When is the movie?

4. What time does the movie start?

5. What does she want to eat and drink?



Match the columns to make questions.

Can my sister

How do

Would you like

Which is

Could you please tell

you celebrate your birthday?

your favorite place?

her I called?

come to your party?

to go to the movies?

Activity 15

Messages

Complete the text messages with the words in the box.

Did could called record



John 1) _____
2) _____ you call him
about soccer practice?

Mom

Dad, 3) _____ you please
4) _____ Shrek for me? It's on
Channel 8, at 5:30

Andy

Write a message to a friend.



Activity 16


Making a New Friend

Select one of the children. Complete the e-mail using his or her information.

1.




She is Lee Yan, she lives in China and she will take you to see The Great Wall.



2.



He is Pierre, he lives in France and he will take you to see the Eiffel Tower.



3.



He is Mohamed, he lives in Egypt and he will take you to see the Pyramids of Giza.



To

Subject

Hello,

My name is _____. I would like to be your friend.

I live in _____. My hair is _____ and my eyes are _____.

_____ is a very nice place. You can visit the _____.

Where do you live? What is your favorite place there?

Send

A

Activity 17

Chat Conversation

Read and order the chat conversation between Pedro and Juan. Use the sentences in the box.

Messages

Details

Hi Juan! How are you?

Very good. I like the exchange program so much.

Yes it is, very nice. You should come one day.

Many things. Visiting museums, going shopping and eating some food.

Next Friday at 10:00pm.

**When are you coming back?
I'd like to see your photos.**

Is Chicago a nice city?

I'm great, Pedro. What about you?

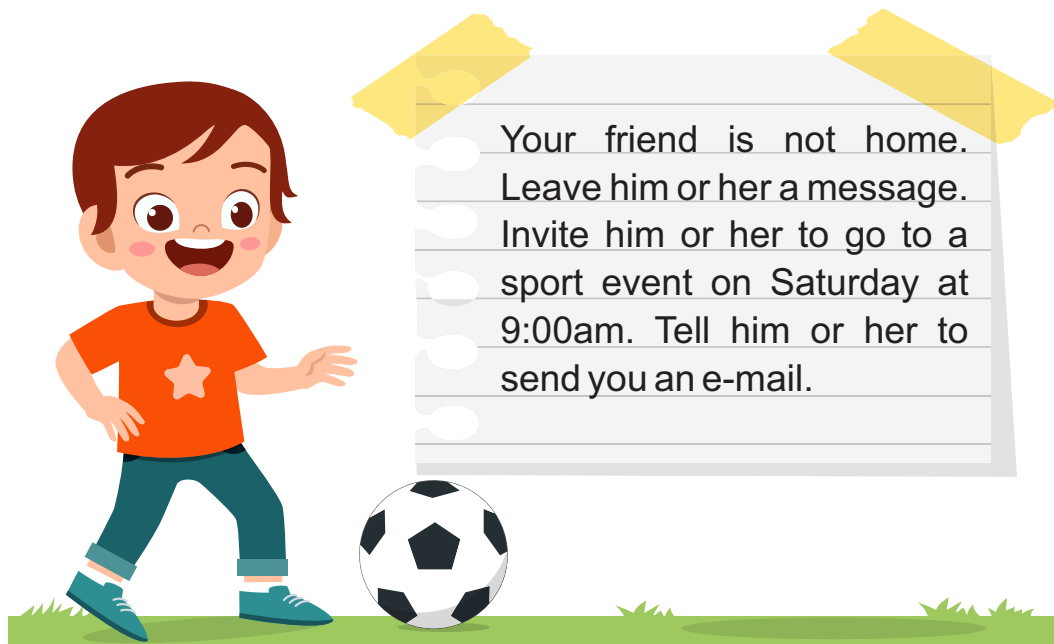
Great. See you on Friday!

What can you do there?

Activity 18

Leaving a Message

Write a message to a friend.



A large, empty rectangular box with rounded corners, intended for writing a message to a friend.

REFERENCIAS

Referencia Bibliográfica

Anasha B., Cacho G, Manzur H., Weff J (2010) Yes, We Can! 5 Ciudad de México: RICHMOND Publishers.

Salazar, J. y Nuñez, L. (2011). Brilliant! Five. Ciudad de México: SANTILLANA.

Referencia Iconográfica

“Designed by brgfx / Freepik”

aliasching. (2019). Viajes familiares. 123rf Recuperado de https://es.123rf.com/photo_32124136_viajes-familiares.html

Anónimo. (2018). email. Antevenido Recuperado de <https://www.antevenio.com/blog/2015/11/historia-del-email/>

Anónimo . (2018). Gente hablando distintos idiomas con estilo de dibujo a mano. freepik Recuperado de https://www.freepik.es/vector-gratis/gente-hablando-distintos-idiomasy-estilo-dibujo-mano_2560628.htm

Anónimo. (2018). note pad. unocero Recuperado de <https://www.unocero.com/autos/por-fin-microsoft-actualizara-la-notepad-para-windows-10/>

Anónimo. (2018). text message. textdely Recuperado de <https://www.textedly.com/sms-compliance-guide/express-written-consent/>

Anónimo. (2019). Buzo lindo niño. freepik Recuperado de https://www.freepik.es/vector-premium/buzo-lindo-nino_5424624.htm

Anónimo. (2019). Conjunto de iconos de transporte. . freepik Recuperado de https://www.freepik.es/vector-premium/conjunto-iconos-transporte-estilo-dibujos-animados_5136429.htm

Anónimo. (2020). casa de teléfono electrónico. freepik Recuperado de . (2020). Casa de teléfono electrónico. freepik Recuperado de https://www.freepik.es/vector-premium/casa-telefono-electronico-aislado-blanco_10395795.htm

Anónimo. (2020). gente haciendo deporte. freepik Recuperado de https://www.freepik.es/vector-gratis/gente-haciendo-deporte-al-aire-libre_9693059.htm

Anónimo. (2020). Mapa del mundo colorido. freepik Recuperado de https://www.freepik.es/vector-premium/mapa-mundo-colorido_9848704.htm

