

The image features a large, light beige circle in the center, which serves as a backdrop for the text and some of the illustrations. The entire background is covered with a pattern of small, light beige triangles pointing downwards. On the left side of the central circle, there is a cluster of four trees: three with green foliage and one with yellow foliage. On the right side, there is a single tree with orange foliage. Two small, white, fluffy clouds are positioned within the central circle, one near the top and one near the right edge. The word "APRIL" is written in a bold, dark red, sans-serif font across the middle of the central circle.

APRIL

El “Cuadernillo de Actividades de Primer Grado de Educación Primaria”, fue elaborado por personal académico del PRONI en Tamaulipas.

Investigación de contenido y diseño de actividades

Saida Soraya Cerda Abundis

Yessica Yurina Ochoa Coronado

Rodolfo Enrique Rodríguez Gámez

Revisión y traducción

Lorenia Valles Canales

Apoyo

Julia Adriana Sotelo Chapa

Diseño de imagen institucional

Sandra Isabel Moncada Ramírez

D.R. Secretaría de Educación de Tamaulipas

Calzada General Luis Caballero S/N

C.P. 87078

Fracc. Las Flores

Ciudad Victoria, Tamaulipas.

ÍNDICE

APRIL

Activity 1: Professions	2
Activity 2: Crossword	3
Activity 3: What Do You Do?	4
Activity 4: Time to Read	5
Activity 5: Puppets	6
Activity 6: Where Do You Work?	7
Activity 7: My Workplace	9
Activity 8: What Do I Need?	10
Activity 9: My Tools	11
Activity 10: What Do I Do?	12
Activity 11: Fire Station	14
Activity 12: Farmers	15
Activity 13: Veterinarians	16
Activity 14: Children's Day	17
Activity 15: Happy Children's Day	18

REFERENCIAS

Bibliográficas	19
Iconográficas	19

Activity 1

Professions

Trace the word and learn about jobs.



police officer



teacher



fire fighter



vet



doctor

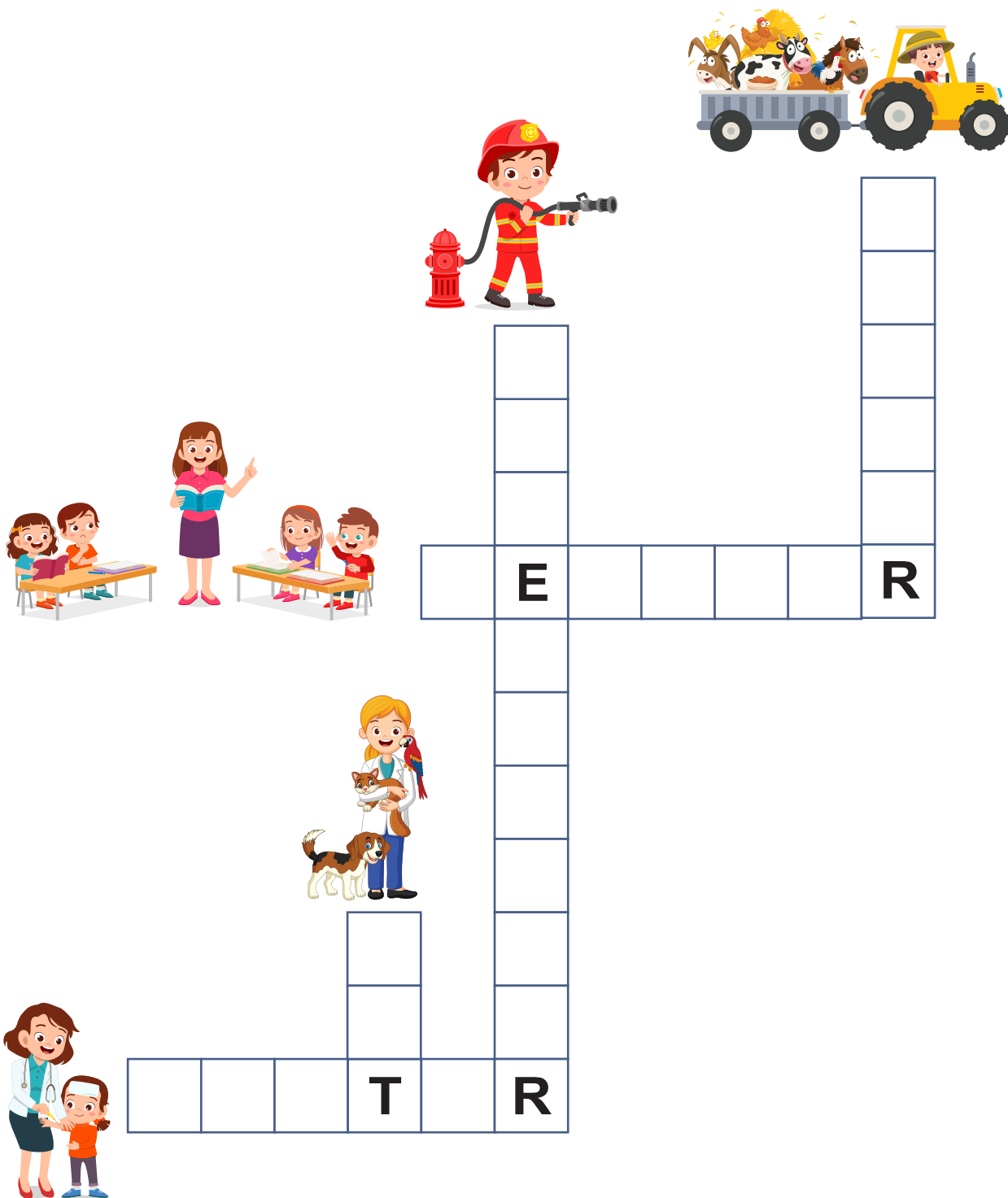


farmer

Activity 2

Crossword

Solve the crossword.



Activity 3

What Do You Do?

Trace the sentences. Repeat each sentence aloud.

I am a doctor



I am a police officer



I am a chef



I am a fire fighter



I am a farmer




Activity 4

Time to Read

Cut out the pictures at the bottom of the page, and paste them in the correct space.

A vet is a doctor who takes care of animals.	A teacher's job is to help children to learn.	A police officer's job is to protect us.
A doctor takes care of people who are sick.	A firefighter puts out fires.	A mechanic fixes cars or trucks.



Activity 5

Puppets

Cut each picture and make a puppet.



puppet

I am a firefighter

I put out fires



I am a teacher

I am a mechanic

I am a police officer

I am a vet

I am a doctor

I help students to learn
new things

I fix cars and trucks

I keep people safe

I take care of animals

I take care of people

Activity 6

Where Do You Work?

Read the words and trace them using your pencil.



police station



fire station



school



vet clinic



hospital



restaurant



farm



mechanic shop

Activity 7

My Workplace


Match the profession with the correct place where they work.



Activity 8

What Do I Need?

Match the professions with the tools they use.



Activity 9

My Tools

Help the sheep to get to the farmhouse.



Activity 10

What Do I Do?

Read the questions below and answer them using the images. Cut and paste them in the correct space.

1. Who puts out fires?

2. Who helps you when you are sick?

3. Who harvests corn?

4. Who cooks food in a restaurant?



5. Who keeps you safe?

6. Who works with animals?

7. Who teaches children?


8. Who can fix cars?



Activity 11

Fire Station

Read the sentences. Cut and paste the correct pictures in the squares.



Fire Station

I went to the fire station yesterday.
I met a really nice firefighter.
I also saw a big fire truck.



Where did I go?

Who did I meet?

What did I see?

--	--	--



Activity 12

Farmers

Circle the correct answer for each question.

1. What does this worker drive?

- a. fire truck b. police car c. tractor

2. Where does this community helper work?

- a. farm b. school c. hospital

3. What does this helper do?

- a. take care of people b. feed animals c. protect people

4. Who is this community helper?



Activity 13

Veterinarians

Read the text. Find the answers to the questions in the text and color them according to the color at the end of the questions. Do not forget to write the answer on the line.



1. Who are veterinarians? Color the answer orange.



2. What do vets do? Color the answer yellow.

3. Do all vets work with animals? Color the answer pink.

Activity 14

Children's Day


Help the girl to find the path to the party.



Activity 15

Happy Children's Day

Trace and read the quote. Color the picture.



Children you are the future
of our country, so on this day
We wish you joy and success
in whatever you do
Happy children's day!!!

REFERENCIAS

Referencia Bibliográfica

<https://www.mathsisfun.com/numbers/cardinal-ordinal-chart.html>

Mgalalo. (08 Noviembre del 2010). Linking words and connectors of sequence.

Slideshare. Slideshare Recuperado de <https://www.slideshare.net/mgalalo/linking-words-and-connectors-of-sequence>

Referencia Iconográfico:

"Designed by brgfx / Freepik"

