



# MAY

El “Cuadernillo de Actividades de Segundo Grado de Educación Primaria”, fue elaborado por personal académico del PRONI en Tamaulipas.

**Investigación de contenido y diseño de actividades**

Rebeca Lizeth Martínez Leal  
Manuel Hiram Granados Blanco  
Doraly Kristel González Gaytán  
Karve Alejandra Martínez García  
Gloria Huerta Domínguez  
Flor Cecilia Núñez Díaz

**Revisión y traducción**

Lorenia Valles Canales

**Apoyo**

Julia Adriana Sotelo Chapa

**Diseño de imagen institucional y recopilación de gráficos**

Sandra Isabel Moncada Ramírez

D.R. Secretaría de Educación de Tamaulipas  
Calzada General Luis Caballero S/N  
C.P. 87078  
Fracc. Las Flores  
Ciudad Victoria, Tamaulipas.

# ÍNDICE

## MAY

<b>Activity 1:</b> Daily Actions Pt.1 .....	2
<b>Activity 2:</b> Daily Actions Pt.2 .....	3
<b>Activity 3:</b> Morning, Afternoon and Night .....	4
<b>Activity 4:</b> When Do You Do It? .....	5
<b>Activity 5:</b> My Daily Activities .....	6
<b>Activity 6:</b> My Favorite Activity .....	7
<b>Activity 7:</b> Numbers .....	8
<b>Activity 8:</b> Writing Numbers .....	9
<b>Activity 9:</b> Looking for Numbers .....	10
<b>Activity 10:</b> What Time Is It? .....	11
<b>Activity 11:</b> Telling Time .....	12
<b>Activity 12:</b> Activities on Time .....	13
<b>Activity 13:</b> Math Maze .....	14
<b>Activity 14:</b> My Clock .....	15
<b>Activity 15:</b> Personal Pronouns .....	16
<b>Activity 16:</b> Who Are They? .....	17
<b>Activity 17:</b> She Is Happy .....	18
<b>Activity 18:</b> Mother's Day .....	19

## REFERENCIAS

<b>Bibliográficas</b> .....	20
<b>Iconográficas</b> .....	20

# Activity 1

## Daily Actions Pt. 1

Vocabulary. Look at the images and read.



wake up



get up



go to sleep



get dressed



brush my teeth



take a shower



do my homework



attend online classes



go to school



eat my breakfast



eat my lunch








eat my dinner



## Activity 2

### Daily Actions Pt. 2

Match the pictures to the actions they represent.



wake up  
take a shower  
get dressed  
brush my teeth  
do my homework  
go to school  
go to sleep  
eat my breakfast


## Activity 3

# Morning, Afternoon and Night

Match the time of the day to its picture.




Morning



Afternoon

Night



# Activity 4

## When Do You Do It?

Look at the images and match them with the corresponding time of the day.  
Follow the example.

1. Morning





2. Afternoon



3. Night



2




Morning (mañana) - Afternoon (tarde) - Night (noche)

## Activity 5

# My Daily Activities

Write sentences about the activities you do every day and the time of the day you do them. Look at the example.



I watch T.V. in the afternoon.

\_\_\_\_\_

\_\_\_\_\_



\_\_\_\_\_

\_\_\_\_\_



\_\_\_\_\_

\_\_\_\_\_



\_\_\_\_\_

\_\_\_\_\_



\_\_\_\_\_

\_\_\_\_\_



\_\_\_\_\_

\_\_\_\_\_

## Activity 6

# My Favorite Activity

Write and draw your favorite daily activity.


My favorite daily activity is: \_\_\_\_\_



# Activity 7

## Numbers

Read and write the number each kid is saying.



## Activity 8

### Writing Numbers

Trace the numbers. Write them again on the line.



one

---



two

---



three

---



four

---



five

---



six

---



seven

---



eight

---



nine

---



ten

---



eleven

---



twelve

---

## Activity 9

### Looking for Numbers

Find the numbers one to twelve in the word search.



o	n	e	a	b	c	d	e	f	s
h	g	l	f	m	n	i	n	o	i
t	s	e	v	e	n	p	i	n	x
w	t	v	t	w	o	e	n	b	v
e	a	e	e	i	o	l	e	u	n
l	b	n	n	f	f	i	v	e	b
v	c	o	l	o	r	s	t	h	i
e	t	h	r	e	e	f	i	v	r
p	l	a	n	e	t	f	o	u	r
n	e	i	g	h	t	p	i	n	k



## Activity 10

### What Time Is It?

Write the correct time on each line under the clocks. Look at the example.



**Twelve o'clock**




**Note: When the long hand is pointing at 12, it is called o'clock.**


# Activity 11

## Telling Time


Draw the hands on the clocks to show the times.




**2:00**




**6:00**



**12:00**



**15:00**



**19:00**



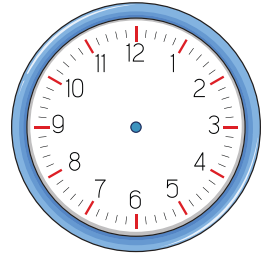
**23:00**

## Activity 12

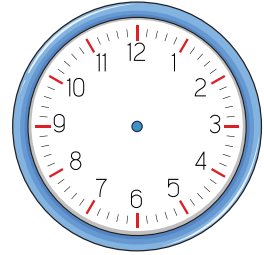
### Activities on Time

Read the sentence, write the time when you do it, and draw it on the clock.

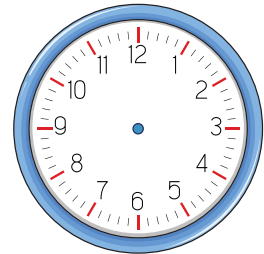
1. I wake up at \_\_\_\_\_



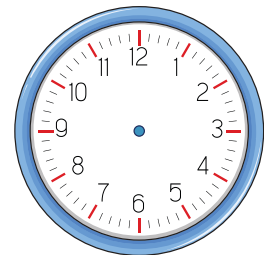
2. I eat my breakfast at \_\_\_\_\_



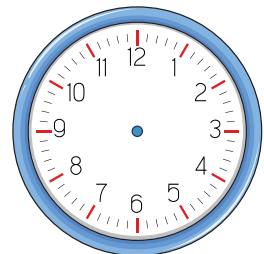
3. I exercise at \_\_\_\_\_



4. I eat my breakfast at \_\_\_\_\_



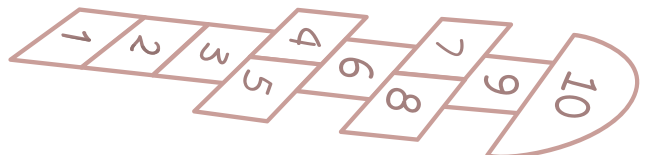

5. I clean my room at \_\_\_\_\_



# Activity 13

## Math Maze


Help the girl. Follow the path by coloring the numbers in order from 1 to 16.



## Activity 14

### My Clock





Cut the clock and its hands, put them together using a tack and play to set different times.



# Activity 15

## Personal Pronouns

Look at the words. Read and practice.



A pronoun replaces a Proper Noun (Name) on a sentence.

Example:

*Maria is my friend.     She is my friend.*

## Activity 16

### Who Are They?

Match the pictures to the correct sentence. Circle the pronouns.



He is a boy.



She is a girl.

He is a man.

She is a woman.



It is a dog.

It is a cat.



# Activity 17

## She Is Happy

Rewrite the sentences using pronouns. Look at the example.



**Lucy** is happy today. **She** is happy today \_\_\_\_\_



**Tom** gets up early. \_\_\_\_\_



**Tere** is eating lunch. \_\_\_\_\_



**The kids** watch T.V. \_\_\_\_\_



**Mary** washes the dishes. \_\_\_\_\_



**Pedro** attends online classes. \_\_\_\_\_





## Activity 18

### Mother's Day

Let's make mommy a card! Color the card using the color key and give it to your mom.

1 - 

2 - 

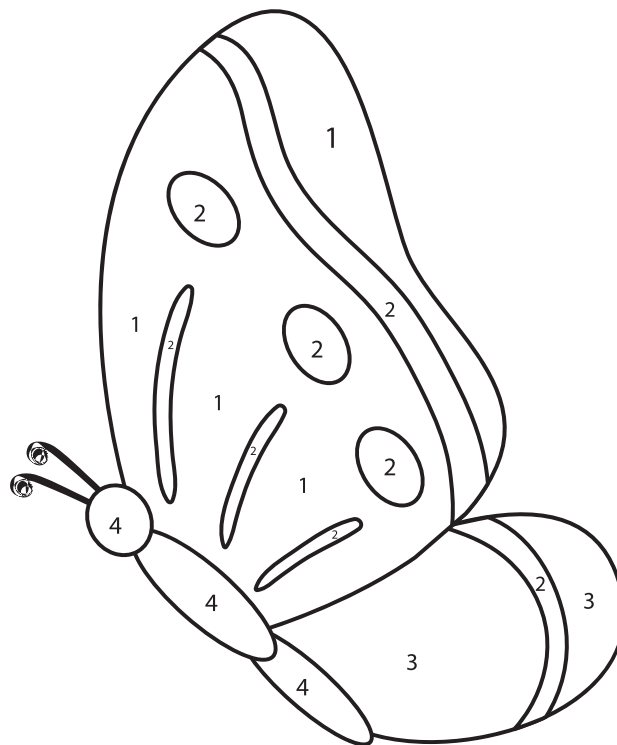
3 - 

4 - 

5 - 

LOVE

YOU



MOM

## **REFERENCIAS**

### **Referencia Bibliográfica**

SEP (2011) Programa Nacional de Inglés en Educación Básica. Segunda Lengua Inglés: ciclo 1.

SECRETARIA DE EDUCACION PÚBLICA.( 2017) Aprendizajes Clave para la Educación Integral Lengua Extranjera. Inglés. Educación básica MÉXICO, SEP.

### **Referencia Iconográfica**

“Designed by brgfx / Freepik”

