

MAY



El “Cuadernillo de Actividades de Cuarto Grado de Educación Primaria”, fue elaborado por personal académico del PRONI en Tamaulipas.

Investigación de contenido y diseño de actividades

Rosalva Edith Castillo Flores
Francisco Javier Rangel Murillo
Gabriel Isaí Ortiz Pérez
Delfina Madhaí Ortiz Salinas
Alain Rodrigo Bautista Jaime

Revisión y traducción

Lorenia Valles Canales

Apoyo

Julia Adriana Sotelo Chapa

Diseño de imagen institucional y recopilación de gráficos

Sandra Isabel Moncada Ramírez

D.R. Secretaría de Educación de Tamaulipas
Calzada General Luis Caballero S/N
C.P. 87078
Fracc. Las Flores
Ciudad Victoria, Tamaulipas.

ÍNDICE

MAY

| | |
|----------------------------------------------------------|----|
| Activity 1: How do you feel? | 2 |
| Activity 2: Don't Worry! | 3 |
| Activity 3: Friends Help Friends | 4 |
| Activity 4: Happy Thoughts | 5 |
| Activity 5: Let's Wash Our Hands | 6 |
| Activity 6: COVID-19 Tags | 7 |
| Activity 7: Wh-Questions | 8 |
| Activity 8: Let's Make a Brochure! | 9 |
| Activity 9: Unscramble the Code | 10 |
| Activity 10: Have You Seen...? | 11 |
| Activity 11: What to Do and What Not to Do? | 12 |
| Activity 12: Hand-Washing Process | 13 |
| Activity 13: Mother's Day | 14 |
| Activity 14: Places in the City | 15 |
| Activity 15: Crossword Puzzle | 16 |
| Activity 16: Giving Directions | 17 |
| Activity 17: How Can I Get to the Library? | 18 |
| Activity 18: The Cardinal Directions | 19 |
| Activity 19: Asking for Help Pt.1 | 20 |
| Activity 20: Asking for Help Pt.2 | 21 |

REFERENCIAS

| | |
|----------------------|----|
| Bibliográficas | 22 |
| Iconográficas | 22 |

Activity 1

How do you feel?

How do you feel?

Why do you feel worried?



I feel worried

I feel worried
because I don't
understand Math

How do you feel today? Draw and answer.

How do you feel?

I feel _____

Why do you feel

_____?

I feel _____
because _____

Activity 2

Don't Worry!

Sometimes we could feel sad, worried or afraid about a situation, but we can always find a solution if we talk to a family member or friend.

You've got a friend in me
You've got a friend in me
When the road looks rough ahead
And you're miles and miles
From your nice warm bed
You just remember what your old pal
said
Boy, you've got a friend in me



How do you feel when you are with your best friend?

I feel _____



Draw a picture of you and
your best friend.

Activity 3

Friends Help Friends

Match the problems to your friend's advice.

I feel worried
about Math.
Substractions
are difficult!



Don't worry,
we will study
together after
soccer practice.

I feel bored
staying home.

Follow healthy
habits.

I feel sad because
I miss my grandparents.

Call them by
phone everyday.

Try to make
some art
projects.

I am afraid of
getting sick.

Activity 4

Happy Thoughts

Stay positive!

When we think about good things, we feel good. When you have sad, angry or any bad thoughts you may try to think about the things that make you happy.

Let's make a "Happy Thoughts" bottle

Write and draw on small cards all the things that make you happy, and put them in your jar.



Activity 5

COVID-19 Tags



We still need to be careful!

Read the health recommendations. Draw a tag or glue a cutout using the instructions given.

RECOMMENDATION

DRAWING or CUTOUT

| | |
|-----------------------------------------------------------|--|
| 1. Wash your hands for 20 seconds or more. | |
| 2. Cover the sneeze with your arm. | |
| 3. If there's no place to wash hands, use hand sanitizer. | |
| 4. Keep social distance, about 2 meters away from people. | |
| 5. Use a face mask if you need to go outside your house. | |

Activity 6

Let's Wash Our Hands!

Match the steps to wash your hands to the pictures.



SCRUB WITH SOAP



DRY YOUR HANDS



WET YOUR HANDS

OPEN THE WATER FAUCET



RINSE CLEAN



Now make your own instructive in your notebook. Use the vocabulary from the activity.

Activity 7

Wh-Questions

Look at the pictures, read and complete the following questions.

What

Where

When

Who

Why

1. _____ is it important to stay home?
Because it can stop the spread of the Covid-19.



2. _____ can you go if you have symptoms?
You can go to the nearest hospital.



3. _____ do we have to wash for at least 20 seconds?
We have to wash our hands.



4. _____ do we have to visit the doctor?
When you have fever, tiredness, and dry cough.



5. _____ is the person that misses his/her students a lot?
Your teacher misses you a lot.




Activity 8

Let's Make a Brochure!

Make a brochure with information on how to prevent covid-19, and display it at home. You can use the phrases and drawings below.

- Wear a face mask.
- Cover your mouth when you sneeze.
- Wash your hands.
- Stay home.
- Practice social distancing.



You will need:

- Piece of paper.
- Cut outs or drawings.
- Glue and scissors if necessary.
- Information about COVID-19.



Activity 9

Unscramble the Code

Find the missing letters using the letter-code- box to complete the words.

1. H _ _ nd w _ _ sh _ _ ng
(1) (1) (3)

2. M _ _ _ th c _ _ v _ _ r
(4) (5) (4) (2)

3. D _ _ s _ _ nf _ _ ct _ _ nt
(3) (3) (2) (1)

4. C _ _ _ rt _ _ sy sn _ _ _ z _ _
(4) (5) (2) (2) (2) (2)

5. _ _ nt _ _ b _ _ ct _ _ r _ _ _ l g _ _ l
(1) (3) (1) (2) (3) (1) (2)

1. _____

2. _____

3. _____

4. _____

5. _____

Letter code box
1. A 2. E 3. I 4. O 5. U



Activity 10

Have You Seen..?

Match the words with the correct picture.



Hand sanitizer



Face mask

Courtesy sneeze



Hand washing



Activity 11

What to Do and What Not to Do?

Circle with **green** the good hygiene habits and with **red** the incorrect hygiene habits.



Activity 12

Hand-Washing Process

Complete the hand washing process with the sequence adverbs from the box.




Next / Then / After that /
First / Finally

1. _____ wet your hands.
2. _____ add soap.
3. _____ rub the soap on your hands for at least 20 seconds
4. _____ rinse your hands.
5. _____ dry your hands with a towel.

Activity 13

Mother's Day

Let's make mommy a card! Color the card using the color key and give it to your mom.



Activity 14

Places in the City

Look at the pictures, read their names, and solve the word search.



school



hospital



park




bank



church



bakery



cinema




library



market


Find the words from the vocabulary.



Activity 15

Crossword Puzzle

Look at the pictures and solve the puzzle.



DOWN:



ACROSS:



Activity 16

Giving Directions

Look at the signs and write the direction to get to the place. Follow the example.



Go Straight



Go Back



Turn Left



Turn Right

How can I get to the school?



How can I get to the bank?



Can you tell me where is the park?





Can you give me directions to go to the library?



Activity 17

How Can I Get to the Library?

Help Maria and Juanito to get from the school to the library. Write instructions on how to arrive there. Use the words from activity 16.



GLOSSARY

Walk: caminar

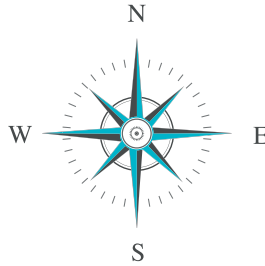
Block: cuadra

Turn: girar



Activity 18

The Cardinal Directions

Use the cardinal directions to locate the places around the city.



N : NORTH
S : SOUTH
E : EAST
W : WEST



1. The church is NORTH of the library.
2. The park is _____ of the fire station.
3. The school is _____ of the market.
4. The hospital is _____ of the cinema.

Activity 19

Asking for Help Pt1

Vocabulary



Stop



Turn left



Turn right



Go straight ahead




In front of



Behind



Next to





Between



Across from

Look and answer. Where is sparky?
Observa y contesta. ¿Dónde está Sparky?





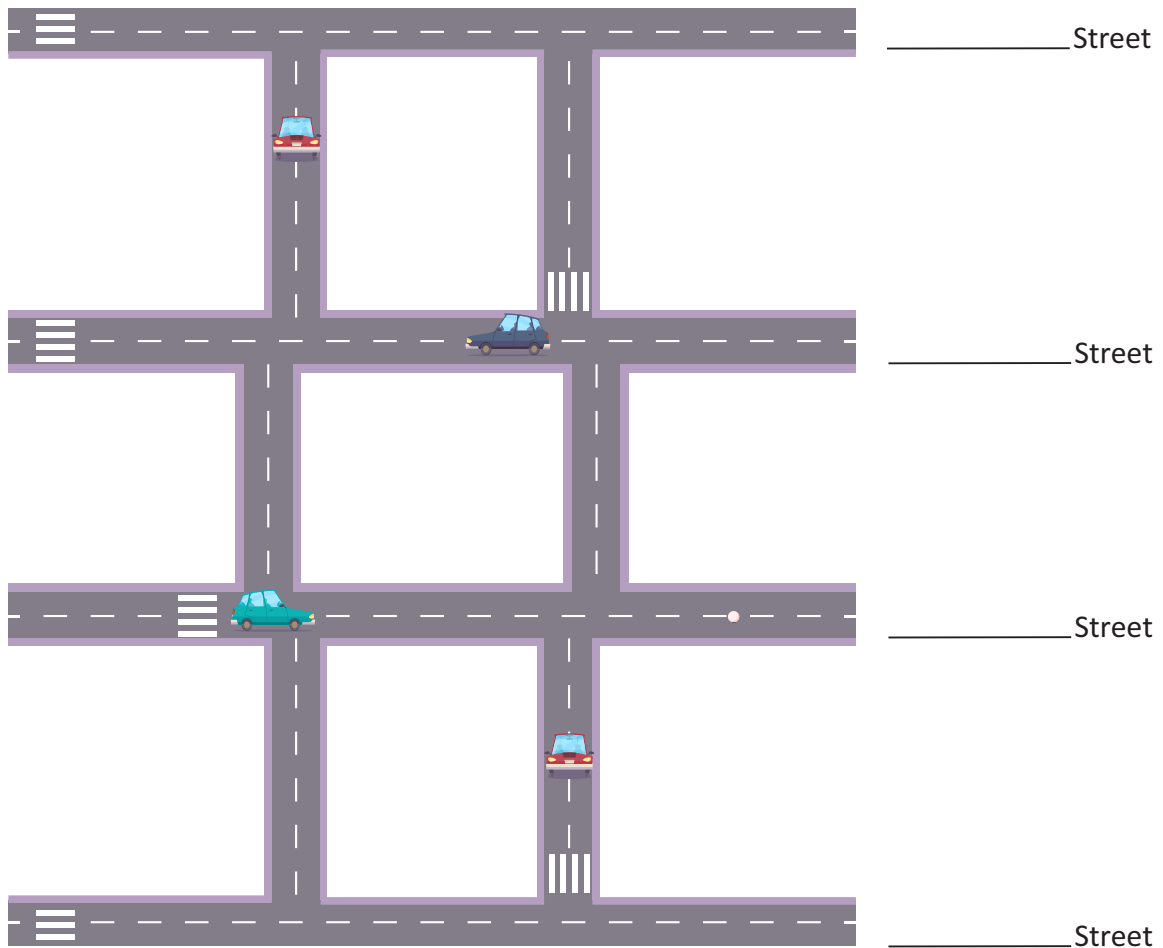


Activity 20

Asking for Help Pt2

1. Draw the map of your neighborhood to help your friend to get to your house, write the name of the streets and the places. Then describe the directions.

To get to my house, you need to follow these directions.



REFERENCIAS

Referencia Bibliográfica

Secretaria de Educación Pública (2017). APRENDIZAJES CLAVE PARA LA EDUCACION INTEGRAL. Lengua extranjera. Ingles. Educación Básica MÉXICO, SEP.

Alvarado Jantus, L. (2019) Hands on! 4 Mexico: McMillanEducationCompany.

Referencia Iconográfica

"Designed by brgfx / Freepik"

