

JUNE



El “Cuadernillo de Actividades de Primer Grado de Educación Primaria”, fue elaborado por personal académico del PRONI en Tamaulipas.

Investigación de contenido y diseño de actividades

Saida Soraya Cerda Abundis

Yessica Yurina Ochoa Coronado

Rodolfo Enrique Rodríguez Gámez

Revisión y traducción

Lorenia Valles Canales

Apoyo

Julia Adriana Sotelo Chapa

Diseño de imagen institucional y recopilación de gráficos

Sandra Isabel Moncada Ramírez

D.R. Secretaría de Educación de Tamaulipas

Calzada General Luis Caballero S/N

C.P. 87078

Fracc. Las Flores

Ciudad Victoria, Tamaulipas.

ÍNDICE

JUNE

Activity 1: Days of the Week	2
Activity 2: Numbers	3
Activity 3: About Time!	4
Activity 4: Tom, a Busy Dog!	5
Activity 5: What Time Do You...?	6
Activity 6: When Do I Have To...?	7
Activity 7: Azury	8
Activity 8: Family Weekly Planner	9
Activity 9: Practice Time	10
Activity 10: Living and Non-living Things	11
Activity 11: Classifying Living and Non-living Things	12
Activity 12: Habitats	13
Activity 13: Where's My Habitat?	14
Activity 14: My Habitat	15
Activity 15: Life Cycles	16
Activity 16: Life Cycle of a Plant	17
Activity 17: Life Cycle of a Chicken	18
Activity 18: Life Cycle of a Human	19

REFERENCIAS

Bibliográficas	20
Iconográficas	20

Activity 1

Days of the Week

Trace the days of the week. Find them in the grid. If you have access to internet visit the following link <https://www.youtube.com/watch?v=RfAMjbaHmVU> (SING)

What day is today?

It's _____



W	E	D	N	E	S	D	A	Y	C
H	T	H	U	R	S	D	A	Y	U
Y	I	S	T	H	E	M	A	N	S
T	H	T	U	E	S	D	A	Y	A
A	T	I	L	O	U	V	F	E	T
B	U	T	W	E	N	C	R	A	U
N	T	B	E	T	D	O	I	G	R
M	O	N	D	G	A	E	D	T	D
M	O	N	D	A	Y	H	A	E	A
R	B	E	C	A	U	S	Y	E	Y

Monday

Tuesday

Wednesday

Thursday

Friday

Saturday

Sunday

Activity 2

Azury

Read Azury's weekly planner. Cut out the pictures and paste them in the correct day.

She is Azury.
 On Monday, she has an English class.
 On Tuesday, she reads books.
 On Wednesday, she plays basketball.
 On Thursday, she plays video games.
 On Friday, she does her homework.
 On Saturday, she eats pizza.
 On Sunday, she rides her bike.



Activity 3

Family Weekly Planner

Read the weekly planner. Write the activity in the correct picture.

MONDA	TUESDA	WEDNES	THURSD	FRIDAY	SATURD	SUNDA
My father plays the guitar at 5 pm.	My brother does his homework at 11 am.	My sister uses a computer at 8 am.	My grandma has a painting class at 4 pm.	My grandpa takes his dog for a walk at 7 pm.	We play video games at 9 am.	We watch Tv at 1 pm.

Hi, my name is Vivian. My family always forgets to do their activities on time. So, I did a weekly planner to help them to be on time. Could you write a note to remind them what they have to do and when?



EXAMPLE:



Dad, remember to play the guitar at five o'clock.



Activity 4

Numbers

Draw an arrow from the word to the number. If you have access to internet visit the following link <https://www.youtube.com/watch?v=EByfXy8GMgI>

Let's practice the numbers from 1 to 12!

four
seven
eight
six
ten
two
eleven
five
one
three
nine
twelve

8
12
3
5
7
11
1
9
4
2
10
6

Activity 5


About Time!

Draw the hands on the clocks. If you have access to internet check out the following link https://www.youtube.com/watch?v=cd_eyEJKa_A


What time is it?
It's eight o'clock.




We use o'clock at the full hour.




What time is it?
It's six o'clock.




What time is it?
It's one o'clock.




What time is it?
It's nine o'clock.



What time is it?
It's three o'clock.



What time is it?
It's eleven o'clock.



What time is it?
It's four o'clock.

Activity 6

Tom, A Busy Dog!

Read Tom's daily routine. Answer the questions.



1. What time does Tom have breakfast? At seven o'clock
2. What time does Tom watch TV? _____
3. What time does Tom have lunch? _____
4. What time does Tom sleep on the rug? _____
5. What time does Tom play in the garden? _____
6. What time does Tom have dinner? _____
7. What time does Tom go for a walk? _____

Activity 7

What Time Do You...?

Read the questions. Answer them according to the picture.

get up



7:00 a.m.

What time do you get up?

I get up at seven o'clock.

have breakfast



8:00 a.m.

What time do you have breakfast?

I have breakfast _____.

do your homework



4:00 p.m.

What time do you do your homework?

I do my _____.

take a shower



6:00 p.m.

What time do you take a shower?

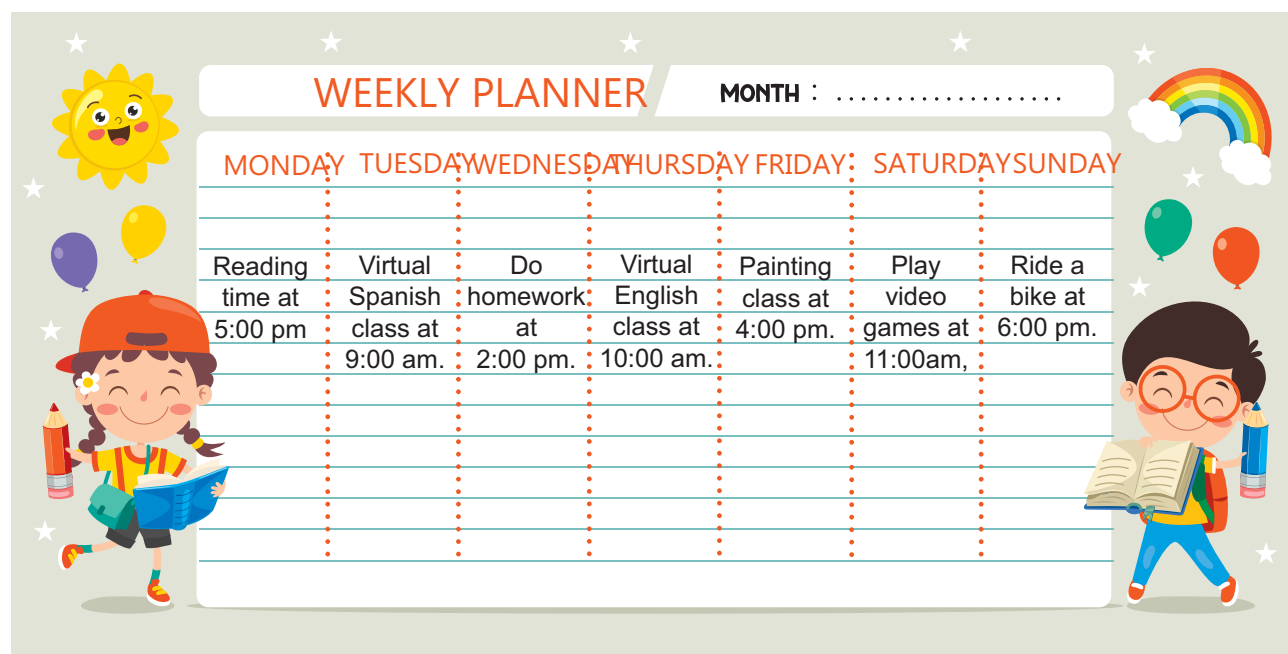
I take a _____.

Activity 8

When Do I Have To...?

Look at the weekly planner. Complete the sentences.

“When do I have to ...?”



WEEKLY PLANNER		MONTH :				
MONDAY	TUESDAY	WEDNESDAY	THURSDAY	FRIDAY	SATURDAY	SUNDAY
Reading time at 5:00 pm	Virtual Spanish class at 9:00 am.	Do homework at 2:00 pm.	Virtual English class at 10:00 am.	Painting class at 4:00 pm.	Play video games at 11:00am,	Ride a bike at 6:00 pm.

Note: Don't forget to use capital letters in the days of the week

Example: On Monday, I read books at five o'clock.

1. On _____, I have a virtual Spanish class at _____ o'clock.
2. On _____, I do my homework at _____ o'clock.
3. On _____, I have a virtual English class at _____ o'clock.
4. On _____, I have a painting class at _____ o'clock.
5. On _____, I play video games at _____ o'clock.
6. On _____, I ride my bike at _____ o'clock.

Activity 9

Practice Time

Read the questions. Answer them using the Word bank.

My English class is on Friday. At ten o'clock. It's nine o'clock. Today is Wednesday.

Note: Don't forget to use capital letter on the days of the week, and at the beginning of the sentence.



1. What time is it?

2. What day is it?

3. When do you have English class?







4. What time do you have English class?



Activity 10

Living and Non-living Things

Look and read what the table says. If you have any doubts you can ask your teacher.

LIVING THINGS	NON-LIVING THINGS
eat, breathe, grow and reproduce	DO NOT eat, breathe, grow and reproduce
  	  

Now, that you know the difference between living and non-living things, it is your turn to identify them. Look at the following drawings, circle all living things and draw an X on those that are non-living.




Activity 11

Classifying Living and Non-living Things

Look at the following pictures at the bottom of the page. Cut and paste them in the correct column.

LIVING THINGS	NON-LIVING THINGS



Activity 12

Habitats

Read the definition for habitat. Review each of the different habitats and think about the animals that live in each one. You can draw one animal on each habitat.

A habitat is the place where a plant or animal naturally live.



FOREST



DESERT



OCEAN

Activity 13


Where's My Habitat?

Now that you know what a habitat is and the different types there are, cut and paste the pictures at the bottom of the page in the correct habitat.

Desert

Ocean


Forest



Activity 14

My Habitat

So far, you have seen different habitats and animals that live in each one of them. Now its your turn, draw your own habitat in the space provided.



Activity 15

Life Cycles


What is a life cycle?

the stages in which a living thing goes through from birth to death

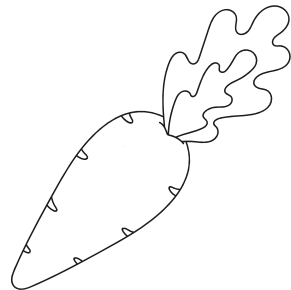
Living things need certain things to survive such as:



shelter



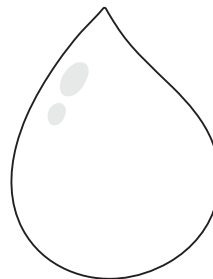
sunlight



food



air



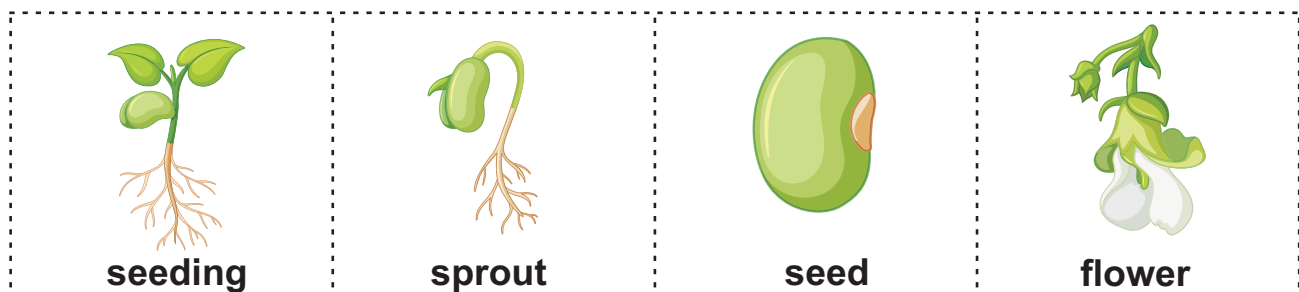
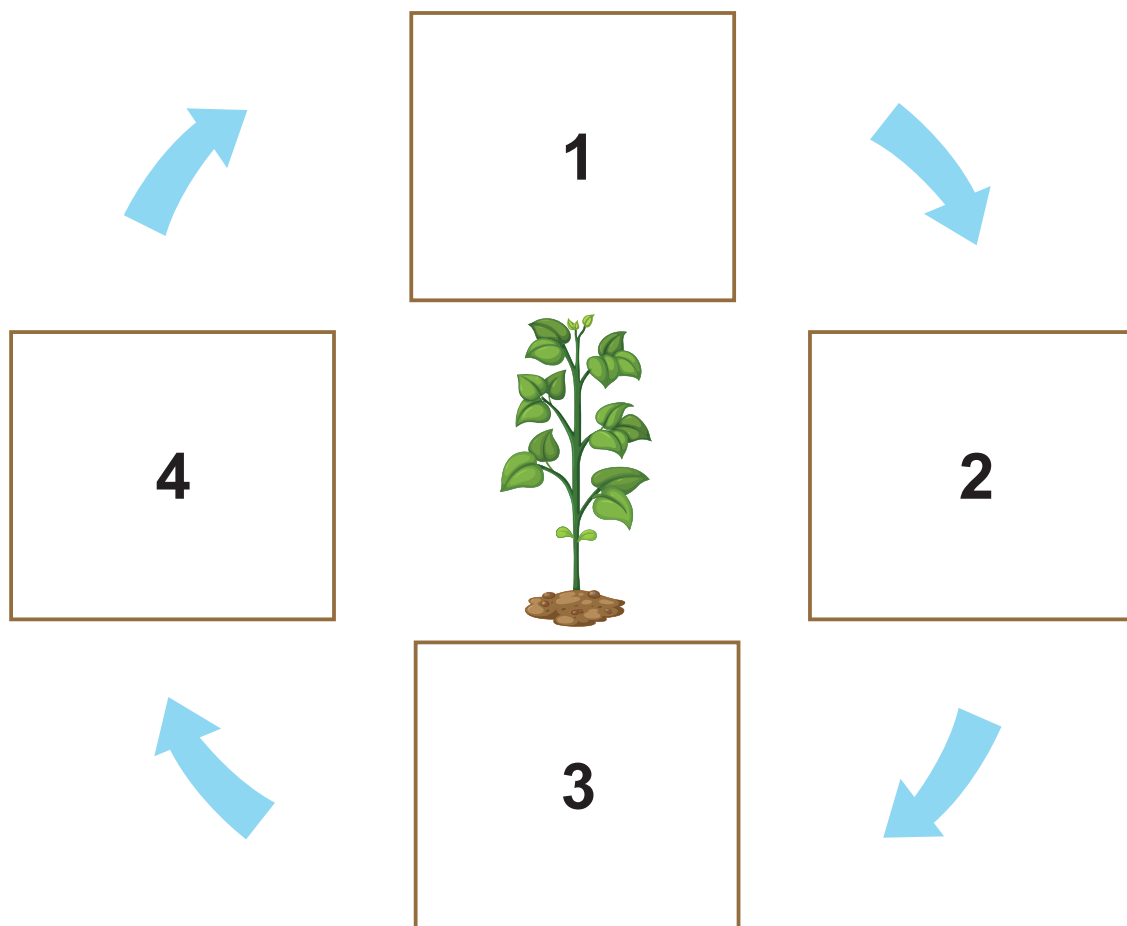
water

Activity 16

Life Cycle of a Plant

Look at the cycle of the bean plant. Cut and paste the steps in the correct order.

Bean Plant Life Cycle




Activity 17

Life Cycle of a Chicken


Look at the life cycle of the chicken, and number the steps in the correct order.




A chicken lays an egg.



A chick grows inside the egg.



A chick hatches from the egg.



A chick grows up to be a chicken.

Activity 18

Life Cycle of a Human

Complete the human life cycle in the correct order.

1. baby girl

2. child

3. teenager

4. young adult

5. adult woman

6. elderly



REFERENCIAS

Referencia Bibliográfica

<https://www.mathsisfun.com/numbers/cardinal-ordinal-chart.html>

Mgalalo. (08 Noviembre del 2010). Linking words and connectors of sequence.

Slideshare. Slideshare Recuperado de <https://www.slideshare.net/mgalalo/linking-words-and-connectors-of-sequence>

Referencia Iconográfico:

"Designed by brgfx / Freepik"

