



El “Cuadernillo de Actividades de Tercer Grado de Educación Primaria”, fue elaborado por personal académico del PRONI en Tamaulipas.

**Investigación de contenido y diseño de actividades**

Abraham Aramis Alejandro Tenorio

Aldo Damián Carranza Durán

José Luis Ayar Munguía

Marco Abel Bazán Morales

María Del Rocío Vilata Rodríguez

**Revisión y traducción**

Lorenia Valles Canales

**Apoyo**

Julia Adriana Sotelo Chapa

**Diseño de imagen institucional y recopilación de gráficos**

Sandra Isabel Moncada Ramírez

D.R. Secretaría de Educación de Tamaulipas

Calzada General Luis Caballero S/N

C.P. 87078

Fracc. Las Flores

Ciudad Victoria, Tamaulipas.

# ÍNDICE

## JUNE

<b>Activity 1:</b> Vocabulary .....	2
<b>Activity 2:</b> Let's Talk About Me.....	3
<b>Activity 3:</b> Numbers.....	4
<b>Activity 4:</b> Days and Months.....	5
<b>Activity 5:</b> All About Me.....	6
<b>Activity 6:</b> Let's Play with Numbers.....	7
<b>Activity 7:</b> English and Me.....	8
<b>Activity 8:</b> Covid-19.....	9
What Did I Learn? .....	10
<b>Activity 9:</b> Which is the Tale?.....	11
<b>Activity 10:</b> Who is Who?.....	12
<b>Activity 11:</b> The Big Bird .....	13
<b>Activity 12:</b> What Does the Bird Look Like?.....	14
<b>Activity 13:</b> Let's Draw a Bird.....	15
What Did I Learn? .....	16
<b>Activity 14:</b> What is Science? Who are Scientists?.....	17
<b>Activity 15:</b> What Do Scientists Do?.....	18
<b>Activity 16:</b> Scientific Method.....	19
<b>Activity 17:</b> Describing an Invention.....	20
<b>Activity 18:</b> Let's Make an Invention.....	21
What Did I Learn? .....	22

## REFERENCIAS

<b>Bibliográficas</b> .....	23
<b>Iconográficas</b> .....	23

# Activity 1

## Vocabulary

Look at the pictures, read and identify the vocabulary.



friends



size



watch



sister



brother



pets



food



grow up



born

## Activity 2

### Let's Talk About Me

Complete the sentences with the missing words using the vocabulary from activity 1.

1. I always \_\_\_\_\_ movies on the TV.
2. I wear small \_\_\_\_\_ shirts.
3. I love to play with my \_\_\_\_\_,  
they are two dogs.
4. My \_\_\_\_\_ is Ana.
5. My \_\_\_\_\_'s name is Luis.
6. I want to be a doctor when I \_\_\_\_\_.
7. My \_\_\_\_\_ are playing soccer with me.
8. My little brother was \_\_\_\_\_ in March.
9. I like to eat Chinese \_\_\_\_\_.



# Activity 3

## Numbers

Cardinal numbers are used to count things.

0	Zero	10	Ten	20	Twenty	30	Thirty
1	One	11	Eleven	21	Twenty-one	40	Forty
2	Two	12	Twelve	22	Twenty-two	50	Fifty
3	Three	13	Thirteen	23	Twenty-three	60	Sixty
4	Four	14	Fourteen	24	Twenty-four	70	Seventy
5	Five	15	Fifteen	25	Twenty-five	80	Eighty
6	Six	16	Sixteen	26	Twenty-six	90	Ninety
7	Seven	17	Seventeen	27	Twenty-seven	100	One hundred
8	Eight	18	Eighteen	28	Twenty-eight		
9	Nine	19	Nineteen	29	Twenty-nine		

Ordinal numbers are used to order things.

1st	First	10th	Tenth	20th	Twentieth
2nd	Second	11th	Eleventh	21st	Twenty-first
3rd	Third	12th	Twelfth	22nd	Twenty-second
4th	Fourth	13th	Thirteenth	23rd	Twenty-third
5th	Fifth	14th	Fourteenth	24th	Twenty-fourth
6th	Sixth	15th	Fifteenth	25th	Twenty-fifth
7th	Seventh	16th	Sixteenth	26th	Twenty-sixth
8th	Eighth	17th	Seventeenth	27th	Twenty-seventh
9th	Nineth	18th	Eighteenth	28th	Twenty-eighth
		19th	Nineteenth	29th	Twenty-ninth

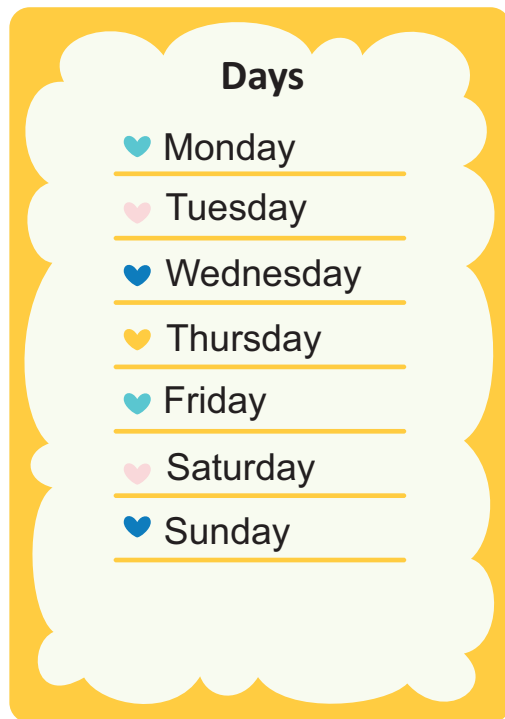
30th	Thirtieth	31st	Thirty-first
------	-----------	------	--------------



## Activity 4

# Days and Months

Read and answer using numbers, days and months.




**Remember:** Ordinals numbers are used for dates (*birthdays, celebrations*) and cardinal numbers are used for counting.

1. What day is today? Today is \_\_\_\_\_ *month* \_\_\_\_\_ *Day /ordinal number*.
2. When is your birthday? My birthday is on \_\_\_\_\_.
3. Which are the weekend days? \_\_\_\_\_ and Sunday
4. How many brothers and sisters do you have?  
I have \_\_\_\_\_ brothers and \_\_\_\_\_ sisters.

# Activity 5

## All About Me

Answer the activity about yourself.



Look at me

My name is: \_\_\_\_\_



I like to watch: \_\_\_\_\_

\_\_\_\_\_

\_\_\_\_\_

\_\_\_\_\_



My teacher's name: \_\_\_\_\_

\_\_\_\_\_




My favorite

Color: \_\_\_\_\_

Food: \_\_\_\_\_

Animal: \_\_\_\_\_



My friends are: \_\_\_\_\_



# Activity 6

## Let's Play with Numbers

Answer the activity about yourself.



I am \_\_\_\_\_ years old.



I have \_\_\_\_\_ pets.


I was born in the \_\_\_\_\_ month on the \_\_\_\_\_ day.

I was born in a year that ends with these two numbers \_\_\_\_\_.

I have lost \_\_\_\_\_ teeth.

I wear a size \_\_\_\_\_ shoe.

I have \_\_\_\_\_ brothers and \_\_\_\_\_ sisters.





My favorite number is: \_\_\_\_\_

# Activity 7

## English and Me

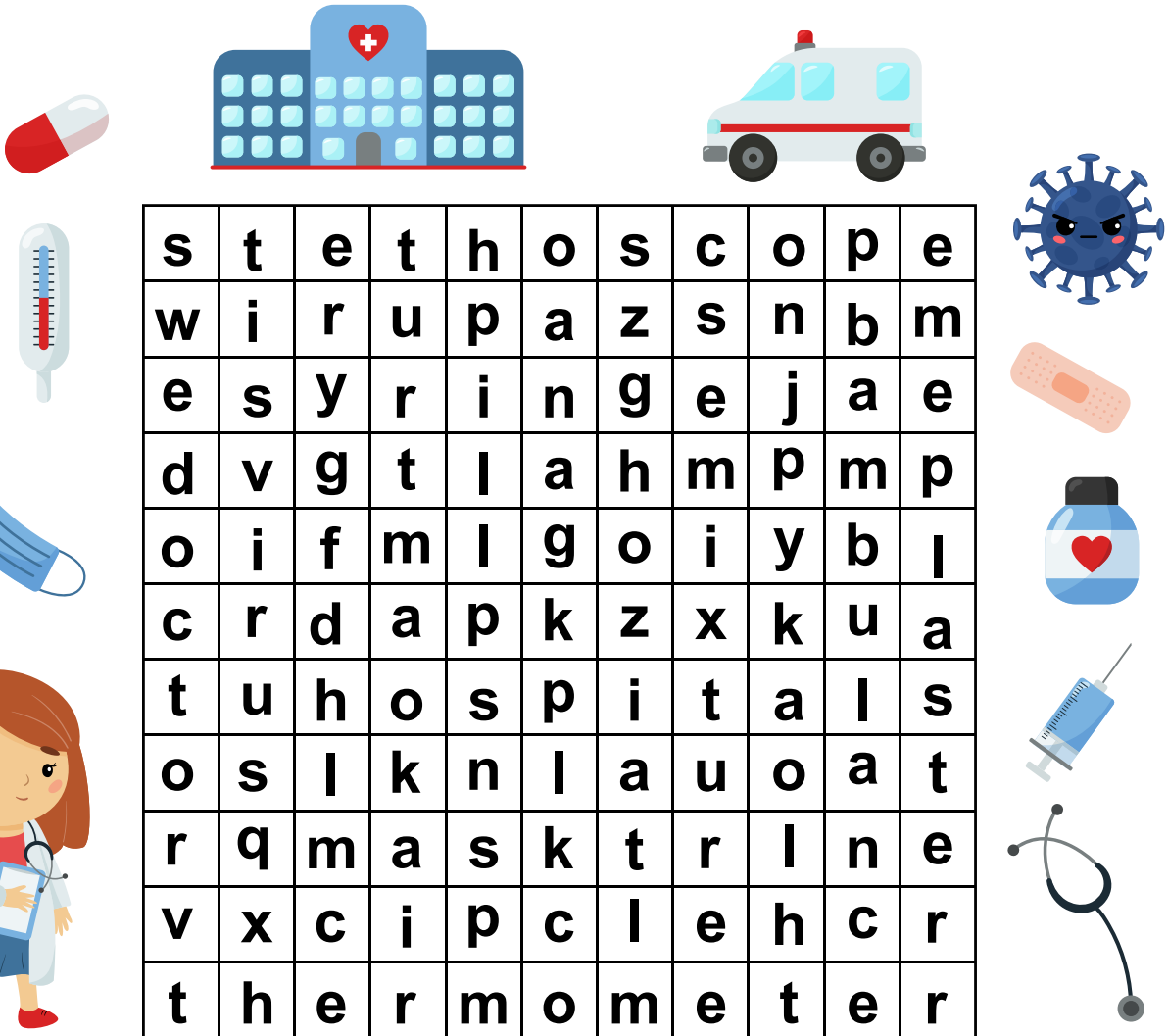
Write examples of sentences, words or expressions you have learnt in English.

<p>What day is today?</p> <p>Today is _____</p>	<p>My favorite song is:</p>	<p>School activities I like:</p>	<p>My favorite hobbies are:</p>
<p>Greeting someone</p>	<p>Things I learnt in English</p> 		<p>Introducing myself</p>
<p>About my family</p>			<p>My daily activities are:</p>
<p>Using numbers</p>  <p>Example: I have four cats.</p>	<p>Asking for permission</p>	<p>School rules</p>	<p>My favorite food is:</p>

# Activity 8

## Covid - 19

During this school year, we learnt a lot of new vocabulary that became part of our daily routine. Let's review it by finding the words on the word search.





plaster  
thermometer  
stethoscope  
pill  
mask  
syringe

doctor  
hospital  
ambulance  
mixture  
virus

# What did I learn?

Let's check.

Mark with a ✓ the actions that you can do now.


Now I can...		
1. Identify and describe vocabulary.  (Identificar y describir vocabulario)		
2. Share cultural expressions.  (Compartir expresiones culturales)		
3. Compare similarities and differences.  (Comparar diferencias y similitudes)		

## Activity 9

### Which Is the Tale?

Identify the characters and write their names in the line below each picture.

- Snow White and the Seven Dwarves
- The Ugly Duckling
- The Hare and the Tortoise
- The Cat with Boots
- The Three Little Pigs and the Big Bad Wolf



---



---



---



---



---

## Activity 10

### Who is Who?

Match the adjectives to the animals they describe.

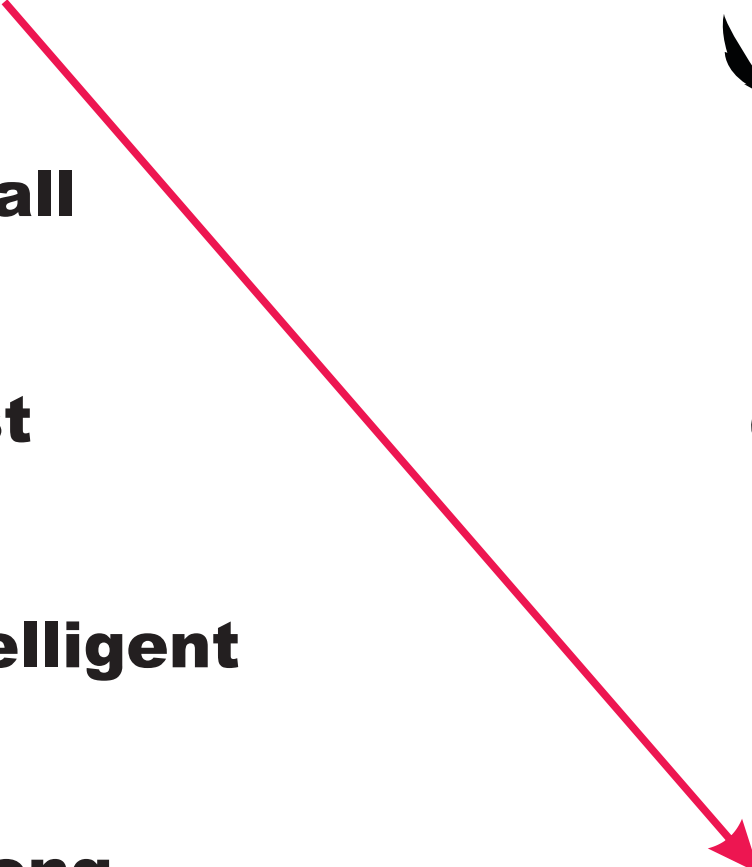



**Big**

**Small**

**Fast**

**Intelligent**

**Strong**



# Activity 11

## The Big Bird

Unscramble the words. Read the text and circle the adjectives that you see.

1. mlals \_\_\_\_\_

2. gib \_\_\_\_\_


3. yettrp \_\_\_\_\_

4. rongst \_\_\_\_\_

5. saft \_\_\_\_\_



In a small bird nest there were five small eggs, but the last one of those eggs was very big and it was a very ugly. All the birds that hatched were very small and pretty, but the bird that came out from that last egg was very big and strong. It couldn't fly because it had small wings. He could only run. But the good thing was that he ran very fast.



## Activity 12

### What Does the Bird Look Like?

Complete the sentences to describe how the bird looks like.

big      fast      strong      ugly

1. The bird is fast



2. The bird is \_\_\_\_\_



3. The bird is \_\_\_\_\_



4. The bird is \_\_\_\_\_






## Activity 13

### Let's Draw a Bird

Draw a bird as it is described.

How I imagine the bird...



- A long neck
- A small head
- Two long legs
- A big body
- Two small wings



# What did I learn?

Let's check.

Mark with a ✓ the actions that you can do now.

Now I can...		
1. Identify and describe vocabulary.  (Identificar y describir vocabulario)		
2. Share cultural expressions.  (Compartir expresiones culturales)		
3. Compare similarities and differences.  (Comparar diferencias y similitudes)		

## Activity 14

# What is Science? Who are Scientists?

Read carefully the information about science and scientists.  
The vocabulary and sentences will be useful for the next activities.

### What is science? Who are scientists?

Science is the study of the world around us. Scientists are the people that make science by observing, describing and experimenting the world.

### What does science study?

Science is everywhere. It has many branches:

<b>Astronomy studies the outer space.</b>	<b>Biology studies living beings.</b>	<b>Geology studies the Earth.</b>	<b>Physics studies matter and energy.</b>
---	---------------------------------------	-----------------------------------	---

Color the topics using the color of its science branch.

Human body	Speed	Stars and galaxies	Mountains			
Earth rotation	<table><tr><td>Astronomy</td><td>Biology</td></tr><tr><td>Geology</td><td>Physics</td></tr></table>	Astronomy	Biology	Geology	Physics	Electricity
Astronomy	Biology					
Geology	Physics					
Rivers	Health	Animals	Magnetism			

# Activity 15

## What Do Scientists Do?

Read carefully the information about the Scientific Method. The vocabulary will help you with other activities too.

### The Path to Science

The most important discoveries and inventions start when people make questions about the world around them.

They find the answers after a series of steps. These steps are called SCIENTIFIC METHOD.

Los descubrimientos e inventos más importantes inician cuando la gente se hace preguntas sobre el mundo que los rodea.

Ellos encuentran las respuestas después de una serie de pasos. Es llamado MÉTODO CIENTÍFICO.

#### Observation

What do you see?



#### Problem

What do you want to find out?



#### Hypothesis

I think... because...



#### Experiment

Materials and procedures



#### Results

What happened?



## Activity 16

### Scientific Method

Write the names of the steps on the hopscotch. Complete the sentences with the word bank.

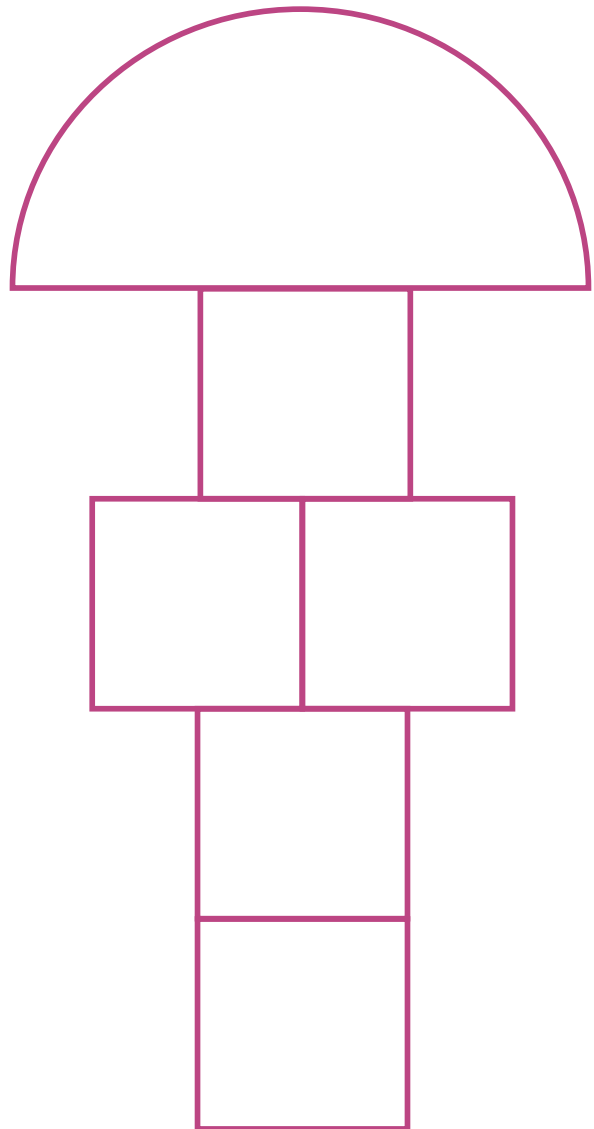
There are \_\_\_\_\_ steps  
in the **Scientific** Method.

The **first** (1st) is \_\_\_\_\_

The last (6th) is \_\_\_\_\_

\_\_\_\_\_ is not part of the  
**Scientific** Method.

\_\_\_\_\_ is an important  
step of the **Scientific** Method.



Dancing

six

conclusions


Experiment

observation

## Activity 17

# Describing an Invention

Look at the picture below. Choose the correct answer to complete the description.



It is a \_\_\_\_\_

toy   robot   pet   clown

It is made of \_\_\_\_\_

mud   clay   metal

It is used to \_\_\_\_\_

work   play

It is \_\_\_\_\_

pink   orange   gray

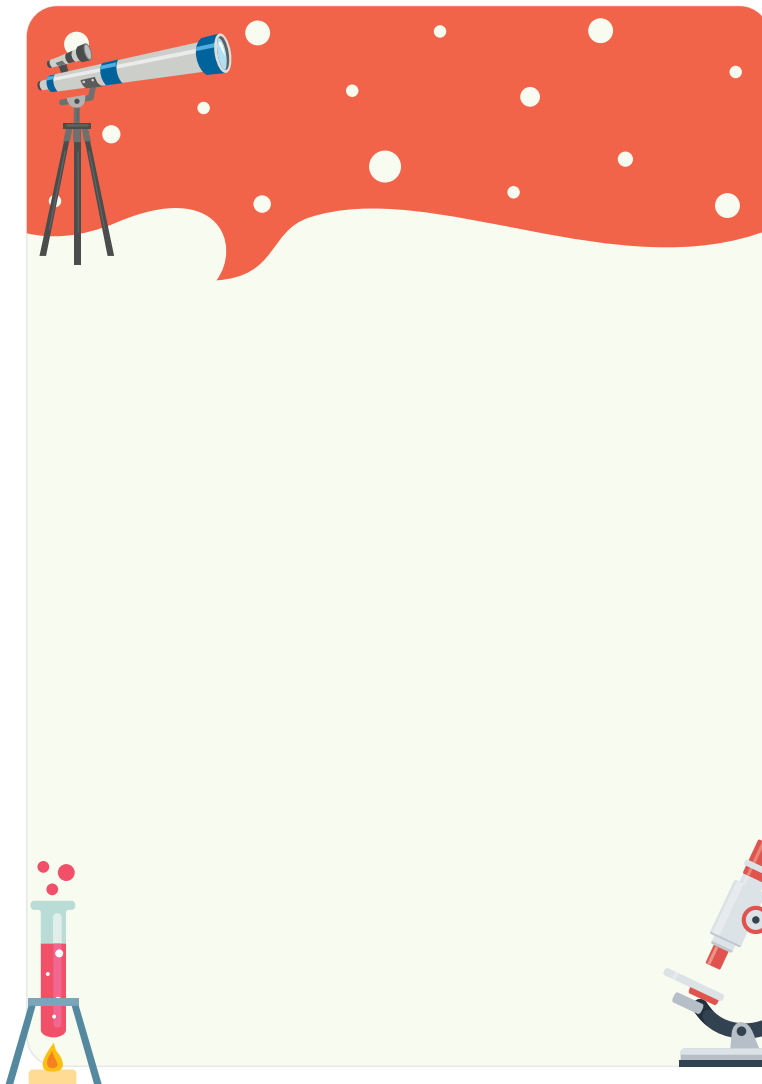
It can \_\_\_\_\_

walk   exercise   eat

# Activity 18

## Let's Make an Invention

Imagine that you are a scientist, and you are creating an invention. Draw it and answer the questions.



**What is it?**

It is a \_\_\_\_\_

**What is it made of?**

It is made of \_\_\_\_\_

**What is it made for?**

It is used to \_\_\_\_\_

**What color is it?**

It is \_\_\_\_\_



**What can it do?**

It can \_\_\_\_\_

# What did I learn?

Let's check.

Mark with a ✓ the actions that you can do now.

Now I can...		
1. Identify and describe vocabulary.  (Identificar y describir vocabulario)		
2. Share cultural expressions.  (Compartir expresiones culturales)		
3. Compare similarities and differences.  (Comparar diferencias y similitudes)		



## REFERENCIAS

### Referencia Bibliográfica

Secretaría De Educación Pública. (2018). *Plan y Programas de Estudio. Lengua Extranjera Inglés. Educación Básica*. Obtenido de Aprendizajes clave para la educación integral: <https://www.planyprogramasdestudio.sep.gob.mx/index-descargas-LMP-basica-LengExt-ingles.html>

### Referencia Iconográfica

"Designed by brgfx / Freepik"

