



JUNE

El “Cuadernillo de Actividades de Cuarto Grado de Educación Primaria”, fue elaborado en por personal académico del PRONI en Tamaulipas.

Investigación de contenido y diseño de actividades

Rosalva Edith Castillo Flores
Francisco Javier Rangel Murillo
Gabriel Isaí Ortiz Pérez
Delfina Madhaí Ortiz Salinas
Alain Rodrigo Bautista Jaime

Revisión y traducción

Lorenia Valles Canales

Apoyo

Julia Adriana Sotelo Chapa

Diseño de imagen institucional y recopilación de gráficos

Sandra Isabel Moncada Ramírez

D.R. Secretaría de Educación de Tamaulipas
Calzada General Luis Caballero S/N
C.P. 87078
Fracc. Las Flores
Ciudad Victoria, Tamaulipas.

ÍNDICE

JUNE

Activity 1: English and Me	2
Activity 2: My Life	3
Activity 3: Word Games	4
Activity 4: Kinds of Animals	5
Activity 5: Animals	6
Activity 6: Where Do They Live?	7
Activity 7: My Book About Animals	8
Activity 8: An Interview	9
Activity 9: What Is It?	10
Activity 10: True or False?	11
Activity 11: The Legend of the Dark Cougar	12
Activity 12: Look and Compare	13
Activity 13: Let's Make a Brochure!	14
Activity 14: Mexican Flavors	15
Activity 15: Classify the Ingredients	16
Activity 16: Food Descriptions	17
Activity 17: Describing Mexican Flavors	18
Activity 18: Mexican Flavors Scheme	19



REFERENCIAS

Bibliográficas	20
Iconográficas	20

Activity 1

English and Me

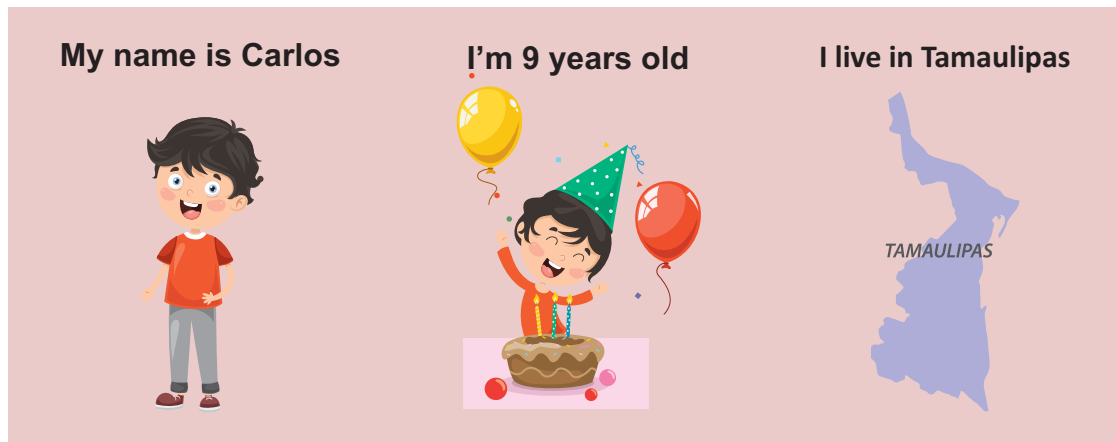
Write examples of sentences, words or expressions you have learnt in English.

<p>What day is today?</p> <p>Today is _____</p>	<p>My favorite song is:</p>	<p>School activities I like:</p>	<p>My favorite hobbies are:</p>
<p>Greeting someone</p>	<p>Things I learnt in English</p> 		<p>Introducing myself</p>
<p>About my family</p>	<p>Using numbers</p>  <p>Example: I have four cats.</p>	<p>Asking for permission</p>	<p>School rules</p>
			<p>My favorite food is:</p>

Activity 2

My Life

Let's make an autobiography! Complete the sentences and illustrate them with drawings or cut-outs in a banner.



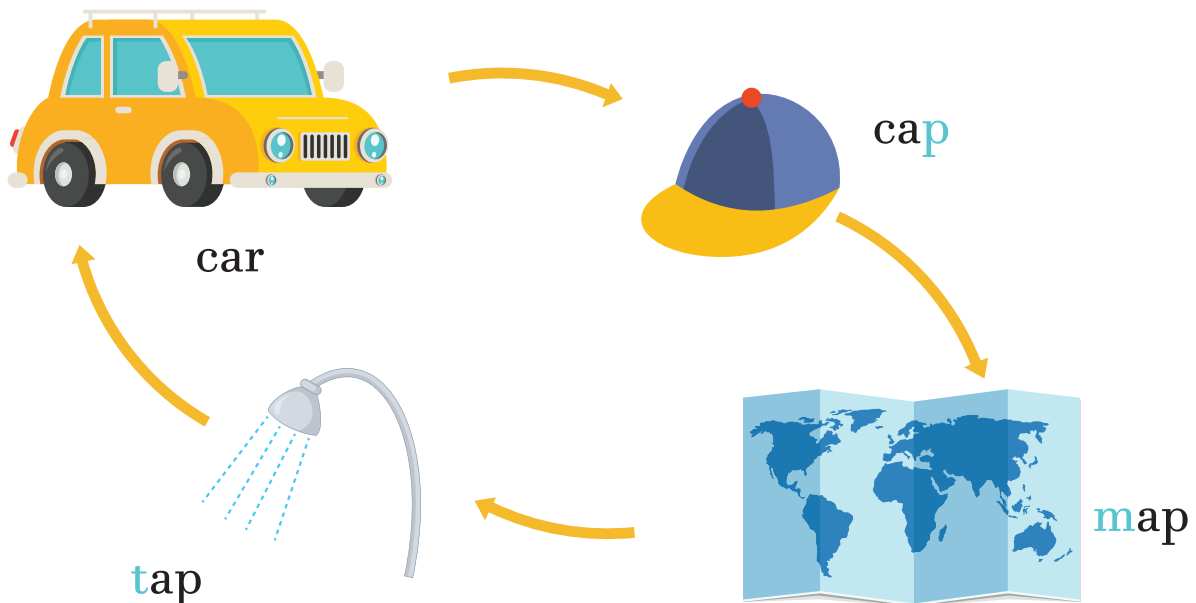
These are sentences you may use. You can also use any other you want.

I study _____ grade in _____ Elementary School.	I was born in _____	My family members are _____
My best friend is _____	I like to _____ after school.	My favorite class is _____
My teacher is _____	My favorite food is _____	My favorite TV show is _____

Activity 3

Word Games

We are sure you know a lot of three-letter-words. Let's make a chain of words. The only rule is: You may change only **ONE LETTER** at a time. You may use a dictionary to help yourself.



Write sentences with the words

How many words could you do?

1. *My **car** is green and fast.* _____
2. _____
3. _____
4. _____
5. _____

I got _____
words



Activity 4

Kinds of Animals

Read carefully the information about animals. The vocabulary will help you with the other activities.

There are many kinds of animals:



Some animals are **huge** as whales and elephants or **tiny** as fleas or ants.

What do huge and tiny mean? ¿Que significan las palabras huge y tiny?

_____ means big.

_____ means little.

Choose five animals. Rank them from the biggest to the smallest.

The _____ is
the smallest animal.

The _____ is
the biggest animal.



Tiny
Small
Little

Huge
Big
Giant

Activity 5

Animals

Look at the definitions and color with the same color every group with their meaning and animal. Follow the example.

mammals	They have an exoskeleton, segmented body and jointed legs.	Frog, toad
birds	They have scales, are cold blooded, crawl on the ground, and usually lay eggs.	Beetle, butterfly
reptiles	They live in water, have gills to breathe, scales and fins on their body.	Iguana, snake
amphibians	Animals that have hair, born from their mother's womb, and drink milk when they are babies.	Parrot, hummingbird
fish	They can live either on water or land and are cold blooded.	Camel, lion
insects	Have wings, feathers, a beak and their babies hatch from an egg.	Shark, tuna

Write sentences with the information. Look at the examples.

1. *Sharks and tuna are fish. They have gills.*
2. Parrots are _____. They have wings and feathers.
3. _____ and _____ are insects. They have exoskeletons.

Activity 6

Where Do They Live?


Write three sentences about animals and their habitats.




Arctic




Rain forest



Forest



Ocean



Desert



Savannah

Animals live in many places around the world, their bodies are adapted to the weather conditions of that place. Those places are called habitats.

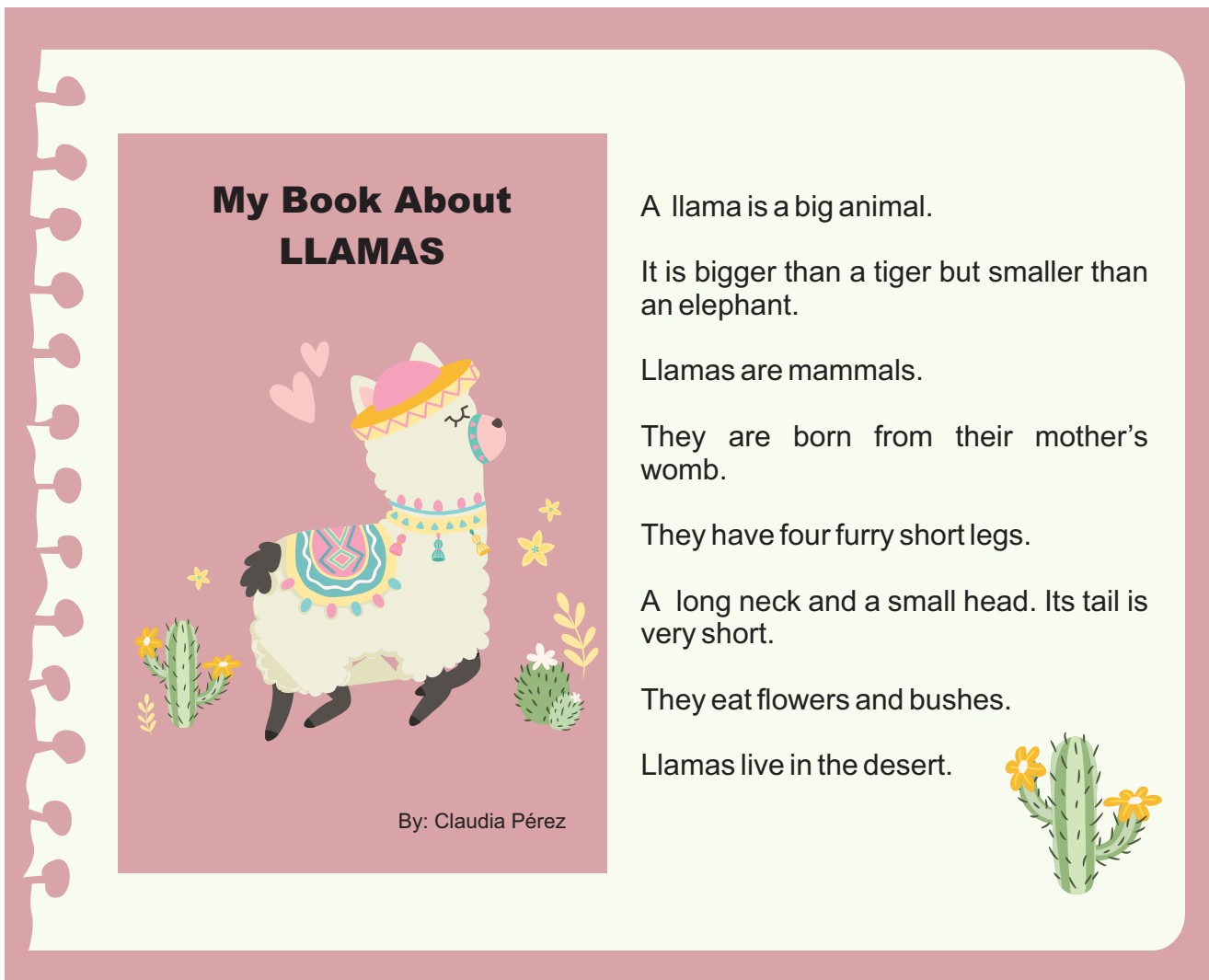
E.G.: Polar bears live in the arctic.

1. _____
2. _____
3. _____

Activity 7

My Book About Animals

We have learnt together many things about animals. So, it's time to make a book. Choose an animal you like, look for information about it. Draw and illustrate on blank pieces of paper.



Activity 8

An Interview.

Let's imagine that some reporters want to know about your book. They are going to ask questions about your animal. Answer them.



1. What is your book about?
It is about _____.
2. What kind of animal is it?
It is a _____.
3. Is it big or small?
It is _____.
4. How many legs does it have?
It has _____ legs.
5. What type of animal is it?
It is a _____ (mammal, fish, etc.)
6. What does it eat?
It eats _____.
7. Where does it live?
It lives in the _____.



Activity 9

What Is It?

Match the letter with the correct sentence.

Vocabulary.

- () A strange event or living being that scares you.
- () The absence of light.
- () The people living in a specific place.
- () Houses that are built in a tribe.

A. Huts



C. Darkness



B. Habitants



D. Terrifying



Activity 10

True or False?

Write T for true and F for false.

1. A cougar is bigger than a mouse. ()
2. A man is smaller than a hut. ()
3. A cougar is stronger than a man. ()
4. A cougar is more dangerous than a snake. ()

COUGAR



MOUSE



MAN



HUT



SNAKE



Activity 11

The Legend of the Dark Cougar

Circle the pictures which names are mentioned in the text below, then write the names under the correct picture.

A legend has been told that a **terrifying cougar**, has taken advantage of the darkness of the night, and stalked **the habitants of a tribe**. The animal had them terrified and when the sunset came and the sun began to hide, **men, women**, boys and girls, regardless of age, ran scared to their huts to be safe.



Activity 12

Look and Compare

Circle the picture according to the sentence.

1. A cougar is bigger than a mouse.



2. A man is smaller than a hut.



3. A cougar is stronger than a man.



4. A cougar is more dangerous than a snake



Activity 13

Let's Make a Brochure!

Make a small and short brochure of a legend from your community that you know.

Information you need for the brochure:

- A character o characters
- To know the story
- Write specific information
- A great ending

Have fun !

The legend of the dark cougar.



There was a very
scary cougar which
terrified the tribe.



Everyone hid at
night to be safe.




Activity 14

Mexican Flavors


Vocabulary: Look at the pictures and read.



tomato




chili pepper



spinach



vanilla



asparagus



pepper



papaya



broccoli



avocado

Activity 15

Classify the Ingredients

Read the descriptions and then, using the words from the box, classify the ingredients by writing their names on the lines.

Vegetables

Any edible part of the plant, you can use them in salads or other foods.

1. _____
2. _____
3. _____

Spices

Aromatic dried plants or seeds used to flavor food.

1. _____
2. _____

Fruits

Fruits are usually sweet and juicy and often come from trees.

1. _____
2. _____
3. _____
4. _____

spinach epazote broccoli pepper chili pepper
papaya avocado tomato vanilla

Activity 16

Food Descriptions

Read and match each Mexican flavor to its description.



It is a fruit. It's red and soft and it is used to make ketchup or prepare salads, pizza and burgers.



It is a vegetable. Its color is green-white to yellow. Look like a long stick it.



It is a fruit. It's color black and green, with a big seed inside. It can be used to prepare salads and guacamole.



It is a spice. It's color black. It's used to cook food it. Comes in very small grains.



It is a spice. It smells delicious, It's color brown. It can be used to prepare pastries, cakes and desserts.

chili pepper

tomato

spinach

vanilla

asparagus

pepper

broccoli

papaya

avocado



It is a Vegetable. It is a leafy green flowering plant. It is also known that when you eat it, you grow big muscles.



It is a Vegetable. Edible, it is a green plant with large flower heads.



It is a vegetable. It's usually color green or red and it's spicy, Usually used to prepare salsas.



It is a fruit. It's heavy and color orange. It has many very small round seeds inside.

Activity 17

Describing Mexican Flavors

Look at the example and complete the descriptions. You can use the information from the last activity.




The Tomato

It is a fruit. It's red and soft and it is used to make ketchup or prepare salads, pizza and burgers.



The Avocado

It is a _____. It's color _____ and green, with a big _____ inside. It _____ be used to _____ salads and _____.



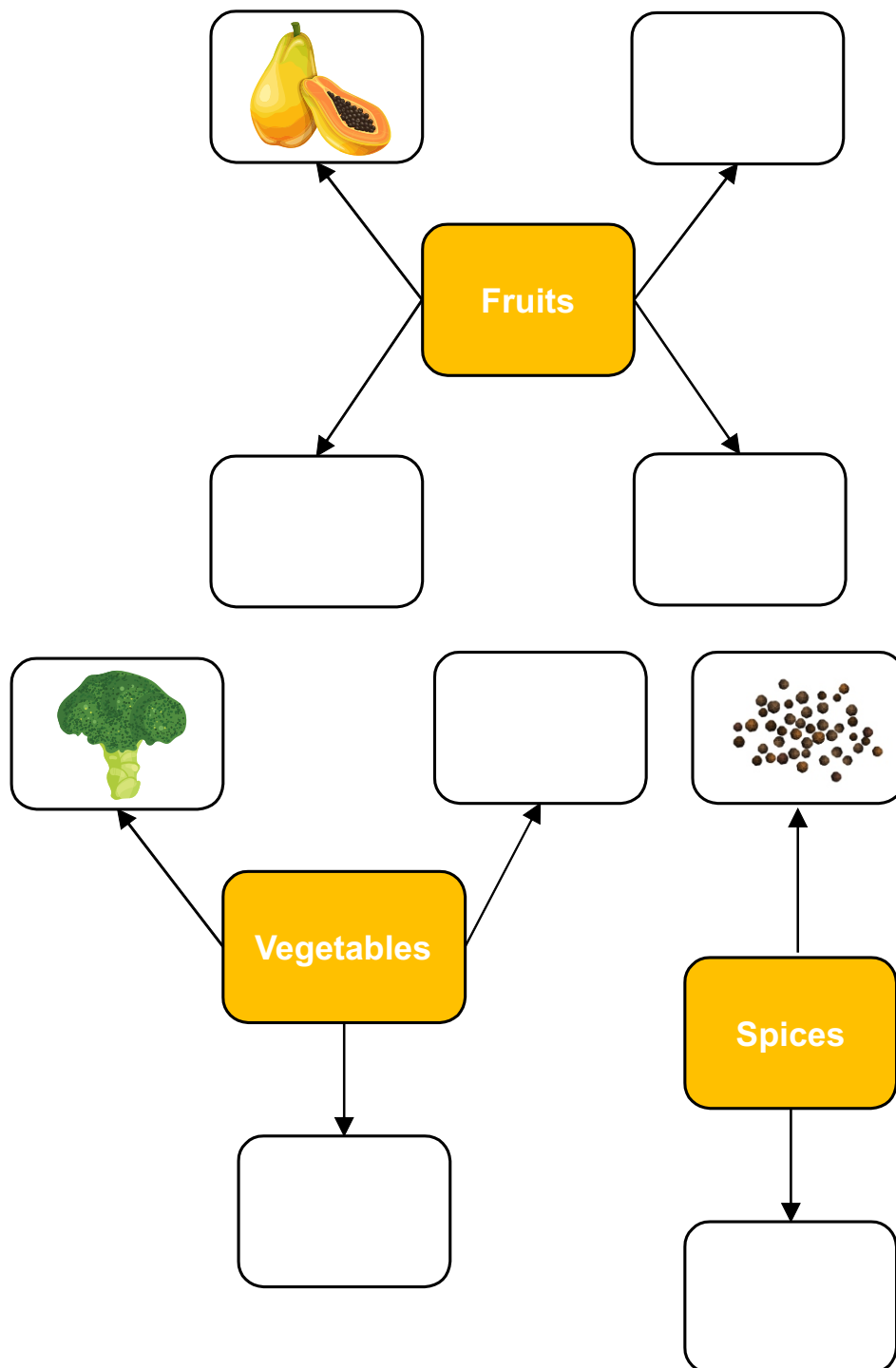
The spinach

It is a _____. It is a leafy _____ flowering _____. It is also _____ that when you _____ it you _____ big _____.

Activity 18

Mexican Flavors Scheme

Draw and complete the next scheme.



REFERENCIAS

Referencia Bibliográfica

Secretaria de Educación Pública (2017). APRENDIZAJES CLAVE PARA LA EDUCACION INTEGRAL. Lengua extranjera. Ingles. Educación Básica MÉXICO, SEP.

Alvarado Jantus, L. (2019) Hands on! 4 Mexico: McMillanEducationCompany.

Referencia Iconográfica

"Designed by brgfx / Freepik"

